

**NATIONAL SOUTH AFRICAN PRICE INFORMATION FOR WEEK Week 44**

From 2019/10/28 To 2019/11/03

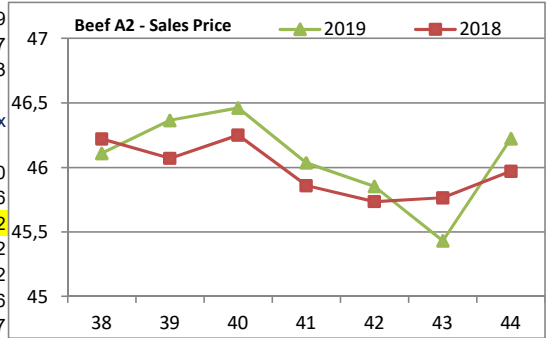
Class Units Avg Mass Avg Purch Avg Selling Selling Min Selling Max  
**CATTLE** Weighted 20%

Class	Units	Avg Mass	Avg Purch	Avg Selling	Selling Min	Selling Max
A2	10728	277,47	45,25	46,22	44,62	47,74
A3	963	292,14	45,27	46,31	44,85	48,72
AB2	501	275,53	43,51	44,74	42,05	47,82
AB3	91	298,38	44,01	44,10	43,29	45,62
B2	313	278,47	38,94	40,82	35,51	44,02
B3	59	312,09	40,53	40,45	38,37	41,69
C2	1227	266,56	36,46	38,73	34,35	42,67
C3	402	305,83	37,52	38,75	36,91	42,63

Hide Feedlot	Weighted	1,99
Hide Field	Average	1,68
Dorper	ea	23,33
Merino	ea	41,43

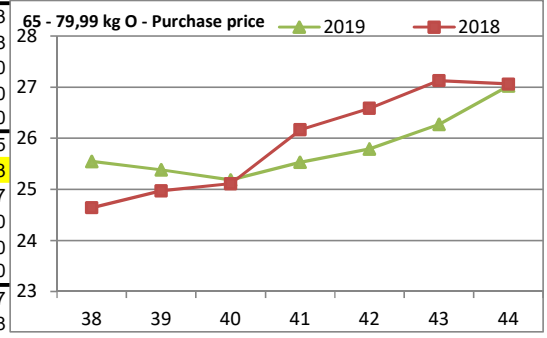
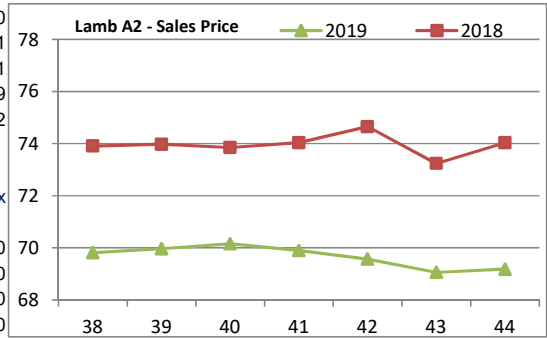
14 284  
 Class Units Avg Mass Avg Purch Avg Selling Selling Min Selling Max  
**LAMB/SHEEP** Weighted 20%

Class	Units	Avg Mass	Avg Purch	Avg Selling	Selling Min	Selling Max
A0	12	13,81	49,92	57,50	53,00	58,00
A1	122	13,59	61,29	65,67	59,97	68,06
A2	8286	21,37	66,46	69,17	65,89	70,32
A3	1738	23,88	67,10	69,40	68,06	69,92
A4	302	25,38	58,55	60,23	53,45	62,72
A5	33	28,65	53,50	56,45	53,79	62,76
A6	16	28,43	48,36	52,94	52,35	54,57
AB2	64	20,63	54,37	60,52	60,05	62,33
AB3	1	23,70	53,00	60,00	60,00	60,00
B2	193	22,90	50,93	57,64	56,44	58,01
B3	8	24,69	48,48	52,51	50,66	53,31
C2	785	24,83	47,95	51,88	48,23	54,79
C3	23	28,04	47,45	51,33	48,00	53,32



Class Units Avg Mass Avg Purch  
**PIGS** Weighted 20%

Class	Units	Avg Mass	Avg Purch	Purch Min	Purch Max
P	1885	51,00	28,16	24,59	29,50
O	110	51,64	25,99	21,29	29,50
R	12	51,28	26,73	22,04	29,00
C	4	58,70	28,50	28,50	28,50
S	1	21,40	24,75	24,75	24,75
<b>20 - 55,99 kg Porkers</b>					
P	1548	60,86	27,66	25,75	28,73
O	163	60,43	27,82	25,57	28,88
R	19	61,04	25,72	23,08	28,10
C	3	62,97	22,15	17,50	24,50
U	1	65,90	17,00	17,00	17,00
<b>56 - 64,99 kg Cutters</b>					
P	8373	74,48	27,18	25,29	28,95
O	2245	75,48	27,02	25,36	29,13
R	213	75,03	25,93	24,48	27,87
C	27	74,87	23,22	19,74	26,50
U	4	79,05	19,01	17,50	24,50
S	3	67,23	23,99	20,30	26,50
<b>65 - 79,99 kg Baconers</b>					
P	4802	84,21	25,90	23,20	26,97
O	5618	86,15	26,20	23,17	28,08
R	917	87,54	26,06	24,02	28,14
C	46	86,81	22,80	20,36	24,50
U	6	85,65	24,13	23,75	24,50
S	93	97,98	24,73	24,17	24,87
<b>80 - 99,99 kg Heavy Baconers</b>					
>100kg SAU	951,00	135,99	21,64	17,64	24,94



THIS INFORMATION IS PROTECTED AGAINST COPYING OR DISTRIBUTION WITHOUT PRIOR PERMISSION FROM THE RMAA BOARD.

FOR ENQUIRIES, PLEASE CONTACT RMAA AT TEL (012) 349 1237/8 or info@rmaa.co.za

Disclaimer: In no event shall the RMAA be liable for any direct, special, indirect or consequential damages, or any other damages of any kind, including but not limited to loss of use, loss of profits, or loss of data, whether in an action in contract, tort (including but not limited to negligence), or otherwise, arising out of or in any way connected with the use of this information. While the RMAA takes great care in compiling the contents of this page, it is nevertheless only meant to provide non-binding general information and cannot replace detailed individual advice to help the prospective buyer make his decision. The RMAA does not guarantee that the information on these pages is up-to-date, accurate and complete.