

## NATIONAL SOUTH AFRICAN PRICE INFORMATION FOR WEEK Week 42

Class      Units   Avg Mass   Avg Purch   Avg Selling   Selling Min   Selling Max      From 2019/10/14 To 2019/10/20

### CATTLE

Class	Units	Avg Mass	Avg Purch	Avg Selling	Selling Min	Selling Max
A2	8860	268,91	<b>45,53</b>	<b>45,85</b>	45,01	47,48
A3	991	283,08	<b>45,33</b>	<b>45,85</b>	44,50	47,82
AB2	367	277,24	<b>43,63</b>	<b>44,35</b>	41,43	46,64
AB3	135	299,23	<b>44,09</b>	<b>44,51</b>	43,36	45,80
B2	279	268,86	<b>39,28</b>	<b>41,13</b>	39,16	43,66
B3	109	296,51	<b>40,62</b>	<b>40,80</b>	39,80	43,63
C2	1269	261,38	<b>37,08</b>	<b>39,74</b>	36,85	42,22
C3	405	293,62	<b>37,80</b>	<b>38,69</b>	37,39	41,72

Hide Feedlot	Weighted	2,10
Hide Field	Average	1,73
Dorper	ea	23,33
Merino	ea	39,29

12 415

### LAMB/SHEEP

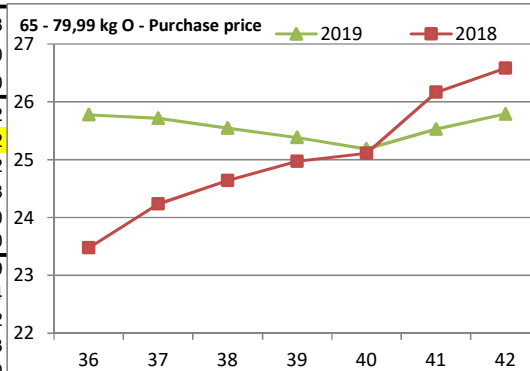
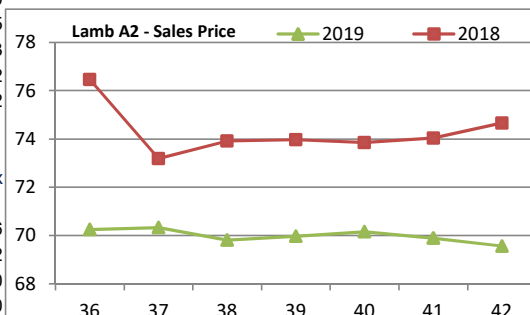
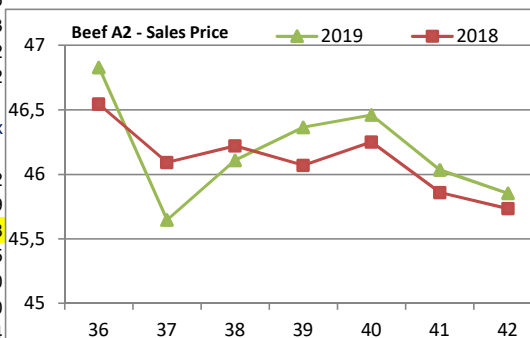
Class	Units	Avg Mass	Avg Purch	Avg Selling	Selling Min	Selling Max
A0	32	15,55	<b>51,76</b>	<b>56,49</b>	54,00	60,52
A1	263	14,79	<b>62,28</b>	<b>64,96</b>	60,05	68,09
A2	7035	21,34	<b>65,24</b>	<b>69,57</b>	66,34	71,08
A3	1459	23,73	<b>65,46</b>	<b>69,61</b>	68,28	70,25
A4	289	24,39	<b>57,43</b>	<b>61,20</b>	58,58	62,00
A5	28	24,97	<b>50,19</b>	<b>52,45</b>	47,67	54,50
A6	23	28,59	<b>44,69</b>	<b>47,04</b>	37,17	55,74
AB2	60	21,86	<b>54,80</b>	<b>59,96</b>	56,12	62,40
B2	690	22,60	<b>54,75</b>	<b>54,72</b>	54,49	55,75
B3	73	23,70	<b>51,45</b>	<b>54,83</b>	53,91	55,53
C2	835	24,43	<b>47,38</b>	<b>51,23</b>	48,69	54,82
C3	94	26,04	<b>47,53</b>	<b>53,49</b>	49,42	58,12

10 881

### PIGS

Class	Units	Avg Mass	Avg Purch	Purch Min	Purch Max
P	1681	50,42	<b>27,32</b>	24,09	28,56
O	194	47,86	<b>25,33</b>	19,63	28,32
R	33	52,68	<b>24,48</b>	22,07	28,00
C	6	52,97	<b>20,08</b>	17,00	27,50
S	6	27,82	<b>22,93</b>	20,30	24,33
20 - 55,99 kg Porkers					
P	1258	61,28	<b>26,41</b>	25,19	27,48
O	150	61,78	<b>26,06</b>	25,08	26,80
R	12	62,36	<b>23,41</b>	19,00	26,10
56 - 64,99 kg Cutters					
P	8335	74,45	<b>26,22</b>	24,69	27,92
O	2255	76,16	<b>25,79</b>	24,61	26,92
R	215	75,89	<b>24,65</b>	23,36	25,72
C	20	74,27	<b>20,77</b>	18,33	22,78
U	3	78,43	<b>20,02</b>	16,00	25,50
S	7	82,24	<b>18,20</b>	16,75	25,50
65 - 79,99 kg Baconers					
P	4574	85,00	<b>25,17</b>	24,10	25,89
O	6165	86,15	<b>25,31</b>	24,04	26,64
R	849	87,54	<b>24,81</b>	23,15	26,62
C	42	87,03	<b>21,86</b>	19,71	23,83
U	5	85,48	<b>20,01</b>	18,00	20,70
S	66	98,15	<b>24,30</b>	24,05	24,36
80 - 99,99 kg Heavy Baconers					
>100kg SAU	849,00	137,33	<b>20,57</b>	17,15	24,01

26 725



THIS INFORMATION IS PROTECTED AGAINST COPYING OR DISTRIBUTION WITHOUT PRIOR PERMISSION FROM THE RMAA BOARD.

FOR ENQUIRIES, PLEASE CONTACT RMAA AT TEL (012) 349 1237/8 or info@rmaa.co.za

Disclaimer: In no event shall the RMAA be liable for any direct, special, indirect or consequential damages, or any other damages of any kind, including but not limited to loss of use, loss of profits, or loss of data, whether in an action in contract, tort (including but not limited to negligence), or otherwise, arising out of or in any way connected with the use of this information. While the RMAA takes great care in compiling the contents of this page, it is nevertheless only meant to provide non-binding general information and cannot replace detailed individual advice to help the prospective buyer make his decision. The RMAA does not guarantee that the information on these pages is up-to-date, accurate and complete.