

**NATIONAL SOUTH AFRICAN PRICE INFORMATION FOR WEEK Week 40**

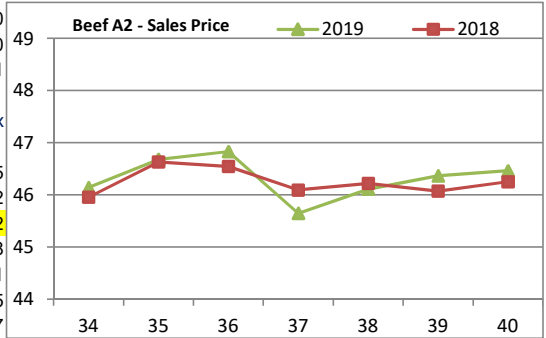
Class      Units   Avg Mass   Avg Purch   Avg Selling   Selling Min   Selling Max      From 2019/09/30 To 2019/10/06  
**CATTLE**      Weighted 20%

Class	Units	Avg Mass	Avg Purch	Avg Selling	Selling Min	Selling Max
A2	9515	272,58	45,77	46,46	45,54	47,45
A3	746	290,12	45,83	46,70	45,54	48,53
AB2	423	277,17	44,08	45,73	43,18	48,67
AB3	83	296,01	44,47	45,74	44,12	48,25
B2	285	275,07	39,00	41,19	38,67	44,79
B3	58	294,64	39,64	41,17	39,08	45,50
C2	1121	273,58	36,91	39,77	36,52	42,70
C3	371	301,79	37,39	39,11	36,65	42,61

Hide Feedlot	Weighted	2,53
Hide Field	Average	2,09
Dorper	ea	23,33
Merino	ea	39,29

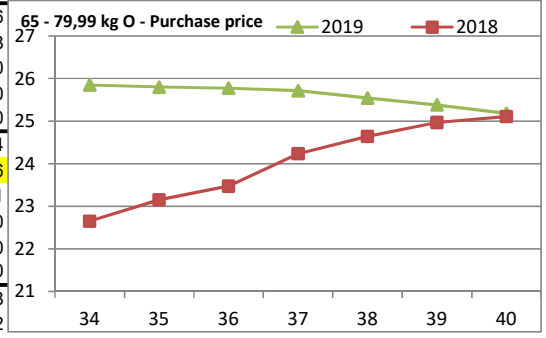
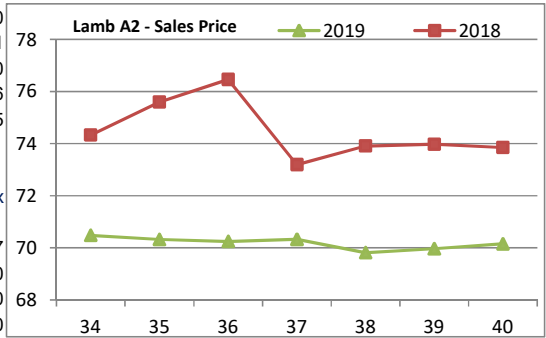
12 602  
 Class      Units   Avg Mass   Avg Purch   Avg Selling   Selling Min   Selling Max  
**LAMB/SHEEP**      Weighted 20%

Class	Units	Avg Mass	Avg Purch	Avg Selling	Selling Min	Selling Max
A0	60	11,67	46,06	59,55	56,10	61,15
A1	544	14,07	66,09	66,71	61,94	68,32
A2	9764	20,82	67,88	70,15	67,75	72,42
A3	1581	23,21	68,19	69,31	67,17	70,08
A4	312	23,66	59,10	62,03	60,99	63,41
A5	19	25,15	58,27	53,00	50,00	56,95
A6	53	19,75	52,87	58,96	51,96	63,97
AB2	191	20,62	56,42	61,12	56,18	63,53
AB3	8	21,99	57,14	65,40	61,63	75,00
B2	173	22,50	52,96	57,70	55,38	58,61
B3	37	27,64	51,45	57,24	55,60	58,00
C2	1418	25,75	48,46	53,56	49,03	58,06
C3	229	29,19	50,29	53,77	45,00	58,15



14 389  
 Class      Units   Avg Mass   Avg Purch      Purch Min   Purch Max  
**PIGS**      Weighted 20%

Class	Units	Avg Mass	Avg Purch	Purch Min	Purch Max
P	1802	51,21	26,97	24,91	27,77
O	93	50,70	25,77	23,39	27,50
R	18	52,26	23,87	20,45	27,00
C	5	53,88	21,29	20,00	22,00
S	4	23,45	24,30	24,30	24,30
<b>20 - 55,99 kg Porkers</b>					
P	1058	61,13	25,92	24,50	27,56
O	100	61,32	24,92	24,50	25,98
R	9	61,49	22,71	20,36	24,10
C	1	55,60	17,00	17,00	17,00
U	2	59,85	21,50	21,00	22,00
S	2	59,85	21,50	21,00	22,00
<b>56 - 64,99 kg Cutters</b>					
P	8465	74,65	25,49	24,43	26,64
O	1742	75,97	25,18	24,38	26,46
R	217	76,00	24,29	23,60	24,91
C	28	72,23	21,09	19,00	23,00
U	5	80,78	19,23	16,00	22,00
S	2	78,40	20,30	20,30	20,30
<b>65 - 79,99 kg Baconers</b>					
P	5203	85,51	24,22	22,90	25,58
O	5933	87,24	24,18	22,90	25,72
R	1006	89,06	23,92	22,85	25,40
C	62	88,72	20,98	20,29	21,50
U	13	90,23	20,93	19,73	21,50
S	27	98,06	24,12	22,43	24,48
<b>80 - 99,99 kg Heavy Baconers</b>					
>100kg SAU	1413,00	128,74	19,76	17,85	21,39



**THIS INFORMATION IS PROTECTED AGAINST COPYING OR DISTRIBUTION WITHOUT PRIOR PERMISSION FROM THE RMAA BOARD.**

**FOR ENQUIRIES, PLEASE CONTACT RMAA AT TEL (012) 349 1237/8 or info@rmaa.co.za**

Disclaimer: In no event shall the RMAA be liable for any direct, special, indirect or consequential damages, or any other damages of any kind, including but not limited to loss of use, loss of profits, or loss of data, whether in an action in contract, tort (including but not limited to negligence), or otherwise, arising out of or in any way connected with the use of this information. While the RMAA takes great care in compiling the contents of this page, it is nevertheless only meant to provide non-binding general information and cannot replace detailed individual advice to help the prospective buyer make his decision. The RMAA does not guarantee that the information on these pages is up-to-date, accurate and complete.