

NATIONAL SOUTH AFRICAN PRICE INFORMATION FOR WEEK Week 33

Class Units Avg Mass **Avg Purch** **Avg Selling** Selling Min Selling Max From 2019/08/12 To 2019/08/18

CATTLE

Weighted 20%

Class	Units	Avg Mass	Avg Purch	Avg Selling	Selling Min	Selling Max
A2	7886	269,40	44,97	46,24	45,59	47,93
A3	762	288,78	45,34	46,81	45,93	48,73
AB2	539	281,83	43,69	45,01	42,44	46,98
AB3	101	300,98	44,77	45,56	44,33	47,27
B2	428	269,98	38,88	40,95	37,56	44,43
B3	61	305,00	39,99	41,09	39,33	44,46
C2	1915	264,63	37,29	39,61	36,76	42,50
C3	429	304,35	37,68	39,89	37,36	42,50

Hide Feedlot	Weighted	1,87
Hide Field	Average	1,46
Dorper	ea	24,00
Merino	ea	35,96

12 121

Class Units Avg Mass **Avg Purch** **Avg Selling** Selling Min Selling Max

LAMB/SHEEP

Weighted 20%

A0	51	13,36	58,49	62,82	59,92	62,97
A1	112	14,56	67,14	68,22	67,16	68,79
A2	7219	21,47	68,56	70,63	69,12	72,73
A3	1546	23,47	68,49	70,24	69,44	71,41
A4	432	24,55	60,56	63,18	61,89	66,39
A5	67	27,58	62,99	61,93	53,81	64,16
A6	100	23,73	56,68	60,37	52,34	67,38
AB2	120	20,88	56,73	61,94	52,77	68,00
AB3	8	25,01	55,07	58,61	51,51	63,38
B2	253	23,30	51,48	55,74	51,55	59,30
B3	31	26,85	51,96	54,27	49,20	55,92
C2	1249	24,73	48,41	52,83	48,95	55,08
C3	156	27,81	49,18	51,57	47,00	54,11

11 344

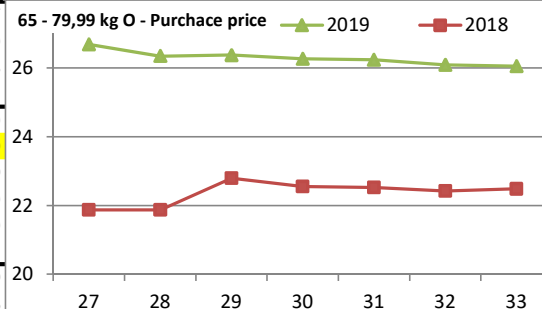
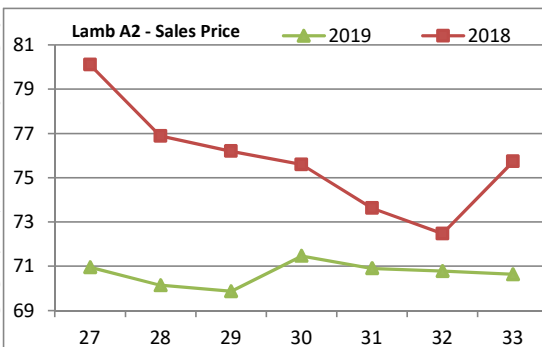
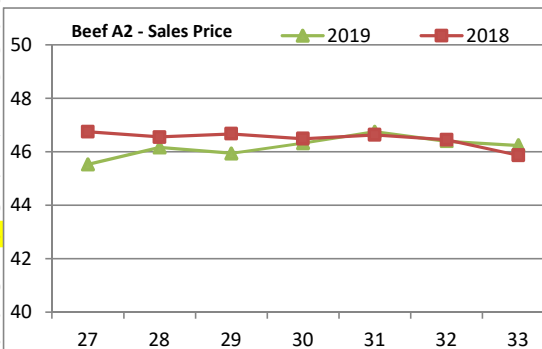
Class Units Avg Mass **Avg Purch** Purch Min Purch Max

PIGS

Weighted 20%

P	1813	51,91	27,31	24,47	28,27	
O	89	50,78	26,66	24,59	28,00	
R	5	56,08	26,85	23,75	27,50	
C	2	59,10	27,00	27,00	27,00	
<hr/>						
P	968	61,19	26,71	25,02	27,97	
O	131	60,98	26,28	25,07	27,60	
R	13	60,31	24,50	22,58	26,48	
C	3	65,37	19,03	17,00	23,00	
<hr/>						
P	8249	75,16	26,16	24,67	27,70	
O	1979	76,79	26,05	25,02	27,39	
R	168	76,31	25,08	23,95	25,69	
C	10	80,30	21,53	16,50	25,00	
U	3	79,23	21,98	17,00	25,00	
S	4	75,40	25,37	25,00	26,50	
<hr/>						
P	4756	86,02	25,55	24,55	25,99	
O	6468	87,68	25,76	24,99	26,35	
R	953	89,06	25,30	24,24	26,28	
C	40	90,32	21,46	20,09	22,41	
U	6	92,68	22,28	19,50	24,70	
S	62	98,06	24,97	22,88	25,44	
<hr/>						
>100kg	1581,00	127,71	20,65	16,86	23,83	

27 303



THIS INFORMATION IS PROTECTED AGAINST COPYING OR DISTRIBUTION WITHOUT PRIOR PERMISSION FROM THE RMAA BOARD.

FOR ENQUIRIES, PLEASE CONTACT RMAA AT TEL (012) 349 1237/8 or info@rmaa.co.za

Disclaimer: In no event shall the RMAA be liable for any direct, special, indirect or consequential damages, or any other damages of any kind, including but not limited to loss of use, loss of profits, or loss of data, whether in an action in contract, tort (including but not limited to negligence), or otherwise, arising out of or in any way connected with the use of this information. While the RMAA takes great care in compiling the contents of this page, it is nevertheless only meant to provide non-binding general information and cannot replace detailed individual advice to help the prospective buyer make his decision. The RMAA does not guarantee that the information on these pages is up-to-date, accurate and complete.