

NATIONAL SOUTH AFRICAN PRICE INFORMATION FOR WEEK Week 29

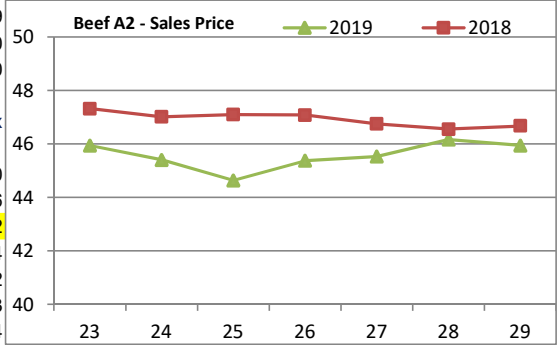
Class Units Avg Mass **Avg Purch** **Avg Selling** Selling Min Selling Max From 2019/07/15 To 2019/07/21
CATTLE Weighted 20%

Class	Units	Avg Mass	Avg Purch	Avg Selling	Selling Min	Selling Max
A2	6698	269,52	44,96	45,94	45,11	47,59
A3	729	288,87	45,07	45,91	44,94	48,23
AB2	339	279,74	43,77	44,39	42,12	45,84
AB3	87	291,47	44,11	44,45	43,48	45,51
B2	287	258,13	39,03	41,12	38,49	44,44
B3	81	292,92	39,09	40,83	39,47	43,49
C2	1431	259,03	37,33	39,49	36,59	42,50
C3	501	291,44	37,57	40,73	37,38	42,50

Hide Feedlot	Weighted	2,01
Hide Field	Average	1,61
Dorper	ea	25,83
Merino	ea	36,33

10 153
 Class Units Avg Mass **Avg Purch** **Avg Selling** Selling Min Selling Max
LAMB/SHEEP Weighted 20%

Class	Units	Avg Mass	Avg Purch	Avg Selling	Selling Min	Selling Max
A0	37	13,38	48,09	60,25	56,00	64,70
A1	260	14,25	65,30	68,24	67,34	69,16
A2	7009	21,64	68,47	69,87	67,53	74,02
A3	714	24,22	69,92	70,97	68,52	74,44
A4	86	24,85	61,54	64,03	61,86	70,12
A5	13	22,34	53,83	58,31	53,80	63,23
A6	30	20,41	56,24	63,10	57,89	66,44
AB2	80	23,16	56,05	61,35	55,79	66,72
AB3	2	23,90	48,00	61,83	61,83	61,83
B2	564	23,47	51,10	57,62	53,78	58,88
B3	37	24,32	52,24	58,54	54,23	61,00
C2	1115	23,65	49,16	51,91	47,96	54,75
C3	81	28,53	49,38	54,30	51,36	56,75



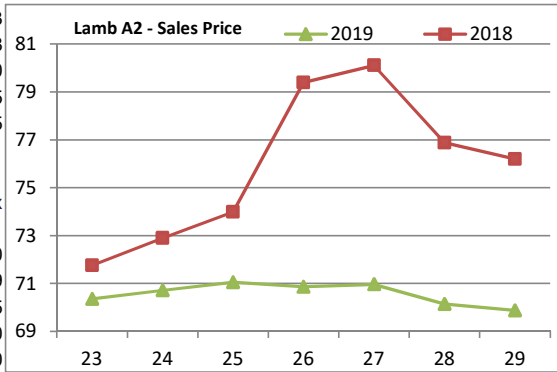
Class Units Avg Mass **Avg Purch** Purch Min Purch Max
PIGS Weighted 20%

Class	Units	Avg Mass	Avg Purch	Purch Min	Purch Max
P	1772	51,68	27,77	24,09	29,00
O	87	48,56	26,23	22,48	28,49
R	11	47,53	23,49	20,18	27,05
C	1	59,00	21,30	21,30	21,30
U	1	55,90	19,00	19,00	19,00
S	3	24,40	24,00	24,00	24,00

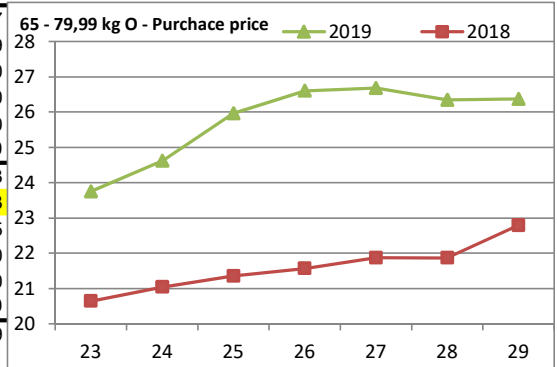
Class	Units	Avg Mass	Avg Purch	Purch Min	Purch Max
P	1358	61,26	26,83	25,12	27,97
O	166	61,22	27,08	25,53	27,99
R	27	60,27	26,47	23,90	27,10
C	1	62,60	16,00	16,00	16,00
U	3	58,73	19,00	19,00	19,00
S	2	60,95	21,23	19,00	23,50

Class	Units	Avg Mass	Avg Purch	Purch Min	Purch Max
P	8453	75,08	26,53	24,33	28,33
O	2212	76,07	26,37	24,84	27,83
R	215	75,89	25,63	24,06	26,95
C	16	73,24	22,83	20,61	24,30
U	2	83,20	20,42	17,00	24,70
S	1	91,10	25,50	25,50	25,50

Class	Units	Avg Mass	Avg Purch	Purch Min	Purch Max
P	4499	85,61	25,51	24,70	25,99
O	6586	87,69	25,61	24,91	27,01
R	1075	89,47	24,79	23,56	26,82
C	41	89,91	22,25	18,27	25,29
U	8	87,51	20,36	19,30	23,50
S	80	97,72	25,17	24,29	25,38



>100kg 1421,00 121,74 21,13 16,71 24,80
 28 041



**THIS INFORMATION IS PROTECTED AGAINST COPYING OR DISTRIBUTION WITHOUT PRIOR PERMISSION FROM THE RMAA BOARD.
 FOR ENQUIRIES, PLEASE CONTACT RMAA AT TEL (012) 349 1237/8 or info@rmaa.co.za**

Disclaimer: In no event shall the RMAA be liable for any direct, special, indirect or consequential damages, or any other damages of any kind, including but not limited to loss of use, loss of profits, or loss of data, whether in an action in contract, tort (including but not limited to negligence), or otherwise, arising out of or in any way connected with the use of this information. While the RMAA takes great care in compiling the contents of this page, it is nevertheless only meant to provide non-binding general information and cannot replace detailed individual advice to help the prospective buyer make his decision. The RMAA does not guarantee that the information on these pages is up-to-date, accurate and complete.