

NATIONAL SOUTH AFRICAN PRICE INFORMATION FOR WEEK Week 24

From 2019/06/10 To 2019/06/16

Class Units Avg Mass **Avg Purch** **Avg Selling** Selling Min Selling Max
CATTLE Weighted 20%

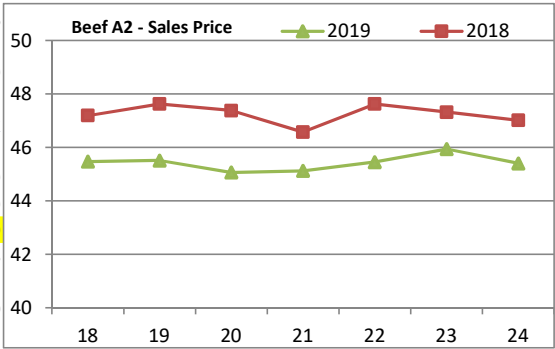
Class	Units	Avg Mass	Avg Purch	Avg Selling	Selling Min	Selling Max
A2	7360	323,63	44,74	45,40	44,49	47,19
A3	1024	295,05	44,89	45,38	44,32	47,77
AB2	393	266,62	43,32	44,33	43,10	46,50
AB3	99	298,26	44,03	44,26	43,40	46,17
B2	335	258,54	38,69	40,94	38,69	43,98
B3	85	302,56	39,23	41,24	39,46	44,95
C2	1387	262,25	37,24	39,63	36,24	42,01
C3	474	290,37	37,52	40,31	38,08	42,00

Hide Feedlot	Weighted	1,83
Hide Field	Average	1,55
Dorper	ea	25,83
Merino	ea	36,08

11 157

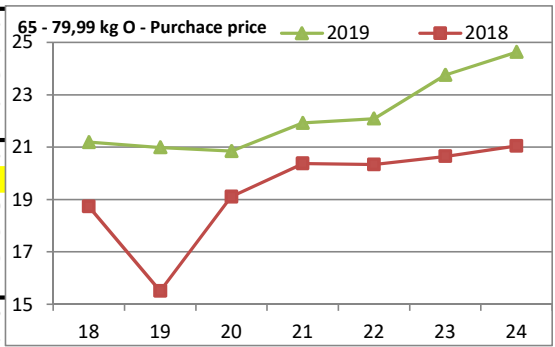
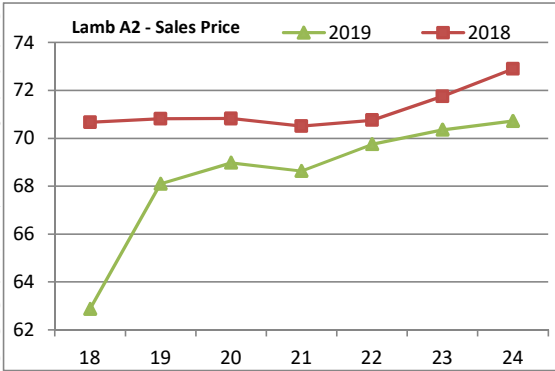
Class Units Avg Mass **Avg Purch** **Avg Selling** Selling Min Selling Max
LAMB/SHEEP Weighted 20%

Class	Units	Avg Mass	Avg Purch	Avg Selling	Selling Min	Selling Max
A0	53	14,42	47,78	56,14	54,73	60,00
A1	194	14,87	64,11	68,46	66,40	70,00
A2	8238	21,76	61,46	70,71	69,13	72,09
A3	1058	22,49	67,59	70,58	70,00	72,28
A4	191	20,23	53,54	62,67	61,08	64,81
A5	9	20,11	50,78	60,22	53,80	65,09
A6	35	18,73	47,83	56,63	52,32	73,01
AB2	86	20,02	52,40	60,91	55,72	63,37
AB3	2	19,80	55,32	61,95	61,88	62,00
B2	328	23,02	50,85	57,00	54,29	57,64
B3	39	24,62	48,73	50,92	50,19	55,66
C2	666	23,38	46,46	50,16	45,00	54,64
C3	82	26,20	46,77	52,33	49,00	55,25



Class Units Avg Mass **Avg Purch** Purch Min Purch Max
PIGS Weighted 20%

Class	Units	Avg Mass	Avg Purch	Purch Min	Purch Max
P	1099	47,98	24,81	20,41	27,42
O	101	52,23	25,37	21,40	26,54
R	18	48,75	20,72	16,94	22,00
C	3	46,50	16,00	16,00	16,00
U	6	52,80	15,00	15,00	15,00
S	7	23,66	15,00	15,00	15,00
20 - 55,99 kg					
P	1717	61,58	25,04	22,55	26,96
O	192	62,02	25,32	22,07	26,93
R	23	59,55	22,67	20,50	25,60
C	4	64,80	16,13	16,13	16,13
U	3	62,40	15,00	15,00	15,00
56 - 64,99 kg					
P	6724	74,63	24,45	22,24	26,48
O	2683	75,39	24,62	22,97	26,11
R	275	75,08	24,46	22,67	25,89
C	12	77,09	20,31	17,60	23,00
U	3	78,46	17,16	15,50	18,80
S	1	68,00	15,50	15,50	15,50
65 - 79,99 kg					
P	4360	85,40	23,43	20,21	24,75
O	6299	87,17	24,27	22,80	25,84
R	1140	89,06	23,55	21,78	25,85
C	55	89,48	20,94	18,63	23,61
U	4	91,79	21,01	17,75	24,40
S	101	98,01	22,68	21,78	22,89
80 - 99,99 kg					
>100kg	1443,00	121,06	17,99	12,78	21,53



THIS INFORMATION IS PROTECTED AGAINST COPYING OR DISTRIBUTION WITHOUT PRIOR PERMISSION FROM THE RMAA BOARD.

FOR ENQUIRIES, PLEASE CONTACT RMAA AT TEL (012) 349 1237/8 or info@rmaa.co.za

Disclaimer: In no event shall the RMAA be liable for any direct, special, indirect or consequential damages, or any other damages of any kind, including but not limited to loss of use, loss of profits, or loss of data, whether in an action in contract, tort (including but not limited to negligence), or otherwise, arising out of or in any way connected with the use of this information. While the RMAA takes great care in compiling the contents of this page, it is nevertheless only meant to provide non-binding general information and cannot replace detailed individual advice to help the prospective buyer make his decision. The RMAA does not guarantee that the information on these pages is up-to-date, accurate and complete.