

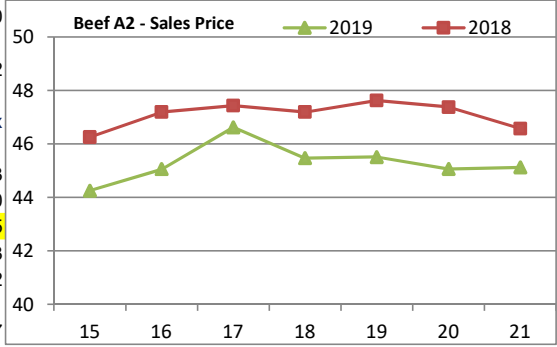
## NATIONAL SOUTH AFRICAN PRICE INFORMATION FOR WEEK Week 21

Class      Units   Avg Mass   **Avg Purch**   **Avg Selling**   Selling Min   Selling Max      From 2019/05/20 To 2019/05/26

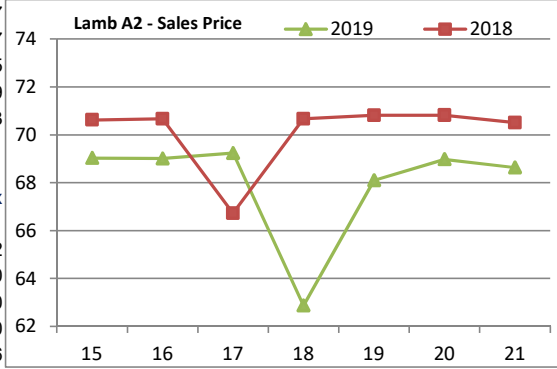
CATTLE						
Class	Units	Avg Mass	Avg Purch	Avg Selling	Selling Min	Selling Max
Weighted 20%						
A2	9342	278,56	<b>44,53</b>	<b>45,12</b>	44,28	46,68
A3	1452	292,15	<b>44,57</b>	<b>45,16</b>	44,18	47,35
AB2	484	264,41	<b>42,82</b>	<b>43,83</b>	42,24	46,34
AB3	90	289,12	<b>43,41</b>	<b>43,39</b>	42,89	44,84
B2	204	261,83	<b>38,80</b>	<b>40,71</b>	37,98	44,38
B3	69	281,09	<b>39,24</b>	<b>41,37</b>	35,76	45,50
C2	1133	259,95	<b>37,43</b>	<b>40,68</b>	37,81	43,41
C3	447	292,03	<b>37,71</b>	<b>41,33</b>	38,90	43,62

Hide Feedlot	Weighted	1,94
Hide Field	Average	1,57
Dorper	ea	32,50
Merino	ea	41,90

LAMB/SHEEP						
Class	Units	Avg Mass	Avg Purch	Avg Selling	Selling Min	Selling Max
Weighted 20%						
A0	36	15,79	<b>50,15</b>	<b>55,98</b>	54,13	56,73
A1	430	16,42	<b>60,10</b>	<b>63,96</b>	58,36	68,40
A2	7737	21,56	<b>63,95</b>	<b>68,63</b>	63,82	70,85
A3	820	23,45	<b>64,68</b>	<b>69,27</b>	66,37	70,33
A4	112	21,56	<b>51,09</b>	<b>61,16</b>	55,79	62,72
A5	7	21,82	<b>47,79</b>	<b>53,70</b>	53,59	53,81
A6	58	19,93	<b>47,08</b>	<b>52,88</b>	52,25	53,17
AB2	67	19,50	<b>52,47</b>	<b>58,15</b>	46,00	62,80
AB3	11	22,61	<b>47,24</b>	<b>60,05</b>	52,50	61,97
B2	261	21,43	<b>54,21</b>	<b>59,29</b>	56,09	60,07
B3	26	24,76	<b>45,24</b>	<b>54,88</b>	52,00	55,75
C2	1073	22,75	<b>44,04</b>	<b>49,65</b>	45,46	54,09
C3	119	24,97	<b>43,36</b>	<b>51,27</b>	45,76	53,93



Class	Units	Avg Mass	Avg Purch	Purch Min	Purch Max
PIGS					
Weighted 20%					
P	1701	50,84	<b>22,15</b>	19,38	23,82
O	102	49,45	<b>20,21</b>	17,10	24,00
R	55	41,04	<b>22,24</b>	18,35	23,50
C	8	52,85	<b>17,04</b>	13,93	21,50
U	4	49,13	<b>13,23</b>	13,00	13,86
S	28	24,09	<b>18,55</b>	13,86	19,00



20 - 55,99 kg

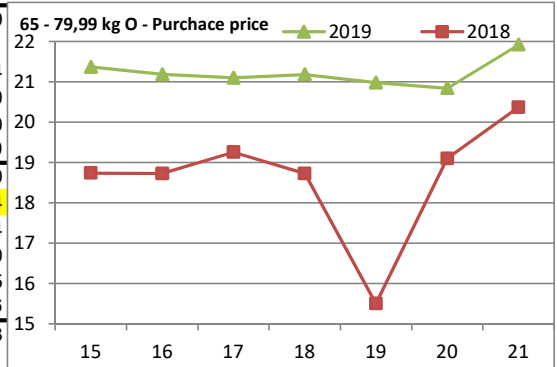
56 - 64,99 kg

65 - 79,99 kg

80 - 99,99 kg

>100kg

P	1463	61,82	<b>22,24</b>	20,09	23,49
O	315	56,74	<b>22,07</b>	19,92	23,31
R	82	60,68	<b>21,27</b>	19,98	21,84
C	5	62,74	<b>15,62</b>	14,00	21,60
U	1	57,30	<b>13,00</b>	13,00	13,00
S	2	62,85	<b>13,00</b>	13,00	13,00
P	9087	74,69	<b>21,61</b>	19,80	23,10
O	3246	76,41	<b>21,92</b>	20,02	23,74
R	268	76,04	<b>20,79</b>	19,00	22,34
C	18	79,30	<b>18,48</b>	14,00	20,70
U	8	77,70	<b>16,29</b>	13,00	19,25
S	7	78,94	<b>13,23</b>	13,00	13,86
P	5049	85,34	<b>21,37</b>	19,92	23,13
O	6414	87,32	<b>20,92</b>	20,34	21,81
R	1071	89,19	<b>20,31</b>	19,22	22,36
C	61	90,20	<b>17,51</b>	16,14	20,29
U	4	88,31	<b>17,58</b>	16,00	20,90
S	81	97,33	<b>19,21</b>	17,17	19,75
>100kg	1269,00	128,73	<b>15,26</b>	12,82	17,50



**THIS INFORMATION IS PROTECTED AGAINST COPYING OR DISTRIBUTION WITHOUT PRIOR PERMISSION FROM THE RMAA BOARD.**  
**FOR ENQUIRIES, PLEASE CONTACT RMAA AT TEL (012) 349 1237/8 or info@rmaa.co.za**

Disclaimer: In no event shall the RMAA be liable for any direct, special, indirect or consequential damages, or any other damages of any kind, including but not limited to loss of use, loss of profits, or loss of data, whether in an action in contract, tort (including but not limited to negligence), or otherwise, arising out of or in any way connected with the use of this information. While the RMAA takes great care in compiling the contents of this page, it is nevertheless only meant to provide non-binding general information and cannot replace detailed individual advice to help the prospective buyer make his decision. The RMAA does not guarantee that the information on these pages is up-to-date, accurate and complete.