

**NATIONAL SOUTH AFRICAN PRICE INFORMATION FOR WEEK Week 19**

Class Units Avg Mass **Avg Purch** **Avg Selling** Selling Min Selling Max From 2019/05/06 To 2019/05/12  
**CATTLE** Weighted 20%

Class	Units	Avg Mass	Avg Purch	Avg Selling	Selling Min	Selling Max
A2	8063	277,60	<b>44,38</b>	<b>45,51</b>	44,32	47,24
A3	1254	290,63	<b>44,55</b>	<b>45,32</b>	44,37	46,80
AB2	454	256,21	<b>42,94</b>	<b>44,31</b>	42,68	46,50
AB3	73	296,46	<b>43,25</b>	<b>43,78</b>	42,70	45,55
B2	193	258,73	<b>38,59</b>	<b>40,78</b>	38,23	43,18
B3	62	285,05	<b>38,46</b>	<b>40,89</b>	38,73	43,00
C2	973	260,26	<b>37,58</b>	<b>40,18</b>	37,66	42,50
C3	437	289,93	<b>37,55</b>	<b>40,61</b>	38,42	42,50

Hide Feedlot	Weighted	2,00
Hide Field	Average	1,63
Dorper	ea	36,67
Merino	ea	45,64

11 509

Class Units Avg Mass **Avg Purch** **Avg Selling** Selling Min Selling Max  
**LAMB/SHEEP** Weighted 20%

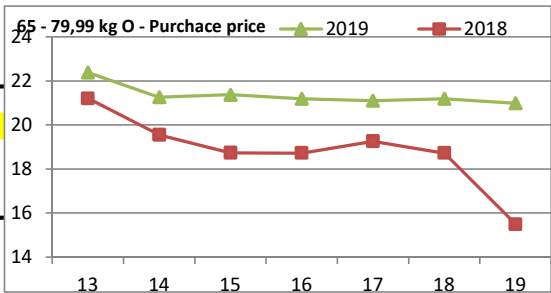
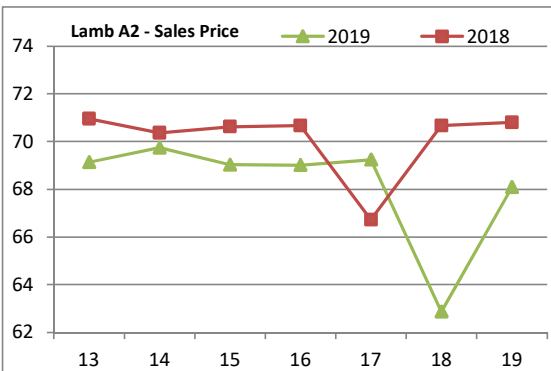
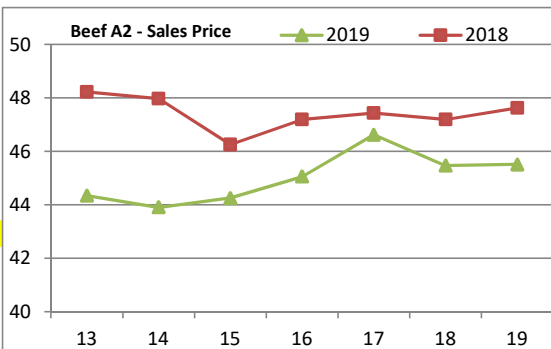
Class	Units	Avg Mass	Avg Purch	Avg Selling	Selling Min	Selling Max
A0	9	12,05	<b>40,76</b>	<b>57,79</b>	53,00	60,14
A1	192	14,74	<b>59,70</b>	<b>66,26</b>	61,14	68,46
A2	6016	21,03	<b>63,46</b>	<b>68,10</b>	63,38	70,92
A3	1257	22,49	<b>64,41</b>	<b>69,57</b>	66,84	70,41
A4	175	22,18	<b>53,33</b>	<b>61,97</b>	58,75	63,45
A5	15	22,29	<b>44,81</b>	<b>53,84</b>	53,83	54,00
A6	37	22,15	<b>43,90</b>	<b>52,47</b>	52,35	53,31
AB2	35	20,92	<b>50,43</b>	<b>61,97</b>	59,71	64,70
AB3	17	23,49	<b>47,21</b>	<b>62,24</b>	61,05	63,55
B2	28	22,74	<b>49,16</b>	<b>54,70</b>	48,00	60,54
B3	3	21,83	<b>44,00</b>	<b>55,80</b>	55,80	55,80
C2	563	23,48	<b>44,47</b>	<b>52,53</b>	48,41	54,60
C3	136	25,10	<b>43,44</b>	<b>53,26</b>	51,24	54,53

8 483

Class Units Avg Mass **Avg Purch** Purch Min Purch Max  
**PIGS** Weighted 20%

Class	Units	Avg Mass	Avg Purch	Purch Min	Purch Max
P	1935	52,47	<b>21,71</b>	19,92	23,29
O	159	52,76	<b>20,91</b>	18,36	21,88
R	9	50,14	<b>20,29</b>	16,93	21,50
C	14	41,55	<b>20,24</b>	18,37	21,08
U	1	63,00	<b>21,00</b>	21,00	21,00
P	1233	61,47	<b>21,52</b>	19,88	23,47
O	150	62,48	<b>21,32</b>	20,15	23,47
R	24	62,60	<b>20,22</b>	19,11	21,33
S	1	64,80	<b>20,50</b>	20,50	20,50
P	7742	74,97	<b>20,79</b>	19,60	22,51
O	2448	76,17	<b>20,98</b>	19,68	22,35
R	217	75,74	<b>20,36</b>	19,05	21,46
C	15	76,91	<b>18,70</b>	16,07	21,16
U	2	70,10	<b>19,50</b>	19,50	19,50
P	5148	84,89	<b>20,22</b>	18,75	22,41
O	6972	86,94	<b>19,93</b>	18,78	22,02
R	1145	89,11	<b>19,43</b>	18,50	21,66
C	65	88,51	<b>17,87</b>	15,15	22,27
U	3	93,77	<b>16,18</b>	16,18	16,18
S	82	97,82	<b>19,62</b>	19,26	19,70
>100kg	1039,00	129,80	<b>14,79</b>	12,92	16,86

28 404



**THIS INFORMATION IS PROTECTED AGAINST COPYING OR DISTRIBUTION WITHOUT PRIOR PERMISSION FROM THE RMAA BOARD.**

**FOR ENQUIRIES, PLEASE CONTACT RMAA AT TEL (012) 349 1237/8 or info@maa.co.za**

Disclaimer: In no event shall the RMAA be liable for any direct, special, indirect or consequential damages, or any other damages of any kind, including but not limited to loss of use, loss of profits, or loss of data, whether in an action in contract, tort (including but not limited to negligence), or otherwise, arising out of or in any way connected with the use of this information. While the RMAA takes great care in compiling the contents of this page, it is nevertheless only meant to provide non-binding general information and cannot replace detailed individual advice to help the prospective buyer make his decision. The RMAA does not guarantee that the information on these pages is up-to-date, accurate and complete.