

## NATIONAL SOUTH AFRICAN PRICE INFORMATION FOR WEEK Week 7

From 2019/02/11 To 2019/02/17

Class Units Avg Mass Avg Purch Avg Selling Selling Min Selling Max  
Weighted 20%

### CATTLE

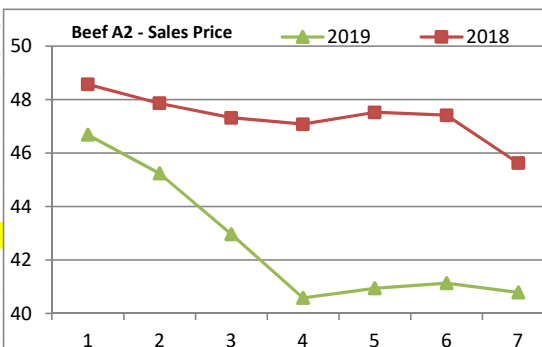
Class	Units	Avg Mass	Avg Purch	Avg Selling	Selling Min	Selling Max
A2	7302	277,97	<b>38,93</b>	<b>40,78</b>	39,86	41,54
A3	807	298,77	<b>39,45</b>	<b>40,49</b>	39,69	41,75
AB2	315	280,30	<b>38,15</b>	<b>39,04</b>	37,95	41,11
AB3	67	301,31	<b>38,64</b>	<b>39,19</b>	38,18	41,12
B2	130	252,44	<b>37,39</b>	<b>38,33</b>	36,89	39,70
B3	42	294,28	<b>37,57</b>	<b>38,47</b>	37,38	39,69
C2	744	263,47	<b>37,54</b>	<b>38,59</b>	35,45	40,05
C3	238	289,30	<b>37,55</b>	<b>37,61</b>	34,86	39,00

Hide Feedlot	Weighted	2,62
Hide Field	Average	2,29
Dorper	ea	31,88
Merino	ea	49,21

9 645  
Class Units Avg Mass Avg Purch Avg Selling Selling Min Selling Max  
Weighted 20%

### LAMB/SHEEP

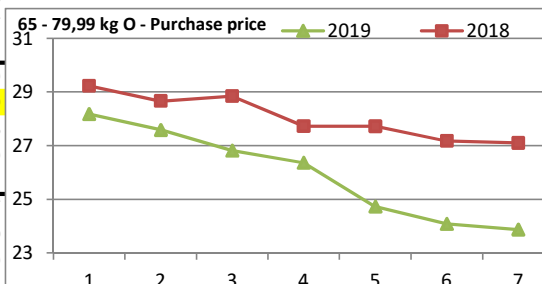
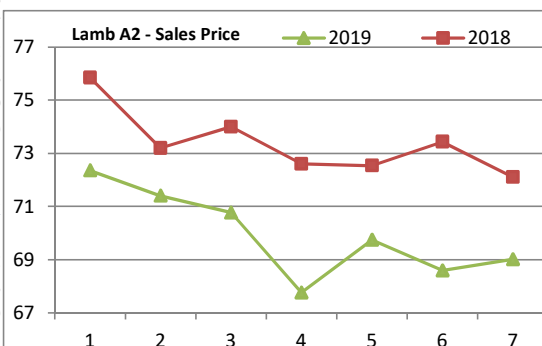
Class	Units	Avg Mass	Avg Purch	Avg Selling	Selling Min	Selling Max
A0	40	15,51	<b>47,07</b>	<b>60,08</b>	52,00	62,74
A1	266	15,28	<b>58,74</b>	<b>64,70</b>	55,06	68,74
A2	5380	21,90	<b>64,62</b>	<b>69,01</b>	65,10	71,18
A3	922	24,53	<b>65,63</b>	<b>68,72</b>	65,68	70,87
A4	130	25,20	<b>59,70</b>	<b>62,76</b>	56,59	68,20
A5	17	27,36	<b>55,16</b>	<b>60,71</b>	53,84	66,50
A6	31	24,05	<b>50,39</b>	<b>60,43</b>	53,76	63,60
AB2	112	22,86	<b>63,28</b>	<b>63,75</b>	60,27	65,28
AB3	9	26,62	<b>59,82</b>	<b>60,75</b>	59,50	62,17
B2	100	21,59	<b>53,54</b>	<b>59,40</b>	55,18	60,42
B3	10	27,23	<b>51,56</b>	<b>56,43</b>	52,43	59,28
C2	526	23,56	<b>53,59</b>	<b>57,34</b>	52,57	58,99
C3	58	26,97	<b>51,75</b>	<b>55,35</b>	50,00	58,00



Class Units Avg Mass Avg Purch Purch Min Purch Max  
Weighted 20%

### PIGS

Class	Units	Avg Mass	Avg Purch	Purch Min	Purch Max
P	1866	50,89	<b>25,55</b>	21,87	27,12
O	136	48,50	<b>25,31</b>	21,16	29,53
R	17	50,25	<b>21,96</b>	16,66	26,00
C	1	53,30	<b>25,50</b>	25,50	25,50
<b>56 - 64,99 kg</b>					
P	1220	61,51	<b>24,31</b>	22,50	26,65
O	211	62,34	<b>24,20</b>	21,93	28,07
R	21	61,00	<b>23,59</b>	18,50	28,65
<b>65 - 79,99 kg</b>					
P	8510	74,70	<b>24,05</b>	21,98	25,40
O	2759	75,62	<b>23,87</b>	21,13	25,39
R	310	75,57	<b>23,76</b>	20,97	26,35
C	17	74,72	<b>20,08</b>	16,80	21,90
S	2	81,20	<b>24,00</b>	24,00	24,00
<b>80 - 99,99 kg</b>					
P	3778	84,84	<b>23,14</b>	20,88	26,37
O	5788	86,29	<b>23,34</b>	20,74	25,89
R	1208	88,48	<b>23,28</b>	20,74	25,60
C	90	91,23	<b>19,94</b>	18,18	20,64
U	8	90,90	<b>19,33</b>	18,25	20,18
S	76	97,89	<b>23,56</b>	22,45	23,81
>100kg	1036,00	146,05	<b>17,11</b>	14,97	20,22



**THIS INFORMATION IS PROTECTED AGAINST COPYING OR DISTRIBUTION WITHOUT PRIOR PERMISSION FROM THE RMAA BOARD.**

**FOR ENQUIRIES, PLEASE CONTACT RMAA AT TEL (012) 349 1237/8 or info@rmaa.co.za**

Disclaimer: In no event shall the RMAA be liable for any direct, special, indirect or consequential damages, or any other damages of any kind, including but not limited to loss of use, loss of profits, or loss of data, whether in an action in contract, tort (including but not limited to negligence), or otherwise, arising out of or in any way connected with the use of this information. While the RMAA takes great care in compiling the contents of this page, it is nevertheless only meant to provide non-binding general information and cannot replace detailed individual advice to help the prospective buyer make his decision. The RMAA does not guarantee that the information on these pages is up-to-date, accurate and complete.