NATIONAL SOUTH AFRICAN PRICE INFORMATION FOR WEEK Week 6

From 2019/02/04 To 2019/02/10

Class	Units	Avg Mass	Avg Purch	Avg Selling	Selling Min	Selling Max
CATTLE					Weighted 20%	
A2	8040	277,88	**40,04**	**41,13**	40,24	42,05
A3	525	299,08	**39,99**	**40,74**	39,81	42,05
AB2	358	268,25	**38,72**	**39,82**	37,27	40,99
AB3	34	276,81	**38,77**	**39,21**	37,15	40,95
B2	143	246,93	**37,04**	**38,44**	34,94	39,99
B3	5	298,46	**36,84**	**38,93**	37,80	39,75
C2	603	263,27	**37,25**	**37,87**	33,26	41,04
C3	133	292,49	**37,99**	**36,30**	27,48	39,04
	9 841					

Hide Feedlot	Weighted	2,69
Hide Field	Average	2,36
Dorper	ea	25,83
Merino	ea	62,01

Class	Units	Avg Mass	Avg Purch	Avg Selling	Selling Min	Selling Max
LAMB/SHEEP					Weighted 20%	
A0	43	14,03	**47,74**	**60,16**	59,56	60,38
A1	278	14,69	**60,13**	**66,44**	59,92	68,77
A2	7814	22,12	**62,35**	**68,59**	60,46	71,24
A3	1378	24,78	**63,87**	**68,60**	66,62	70,80
A4	172	25,05	**56,53**	**62,52**	55,95	67,81
A5	12	28,45	**54,56**	**57,60**	52,00	64,29
A6	58	26,41	**46,94**	**51,94**	50,84	53,46
AB2	44	24,05	**60,01**	**63,13**	58,10	65,50
AB3	6	27,48	**58,88**	**62,71**	62,00	63,00
B2	118	22,86	**56,17**	**59,48**	55,54	60,46
B3	2	22,55	**48,46**	**55,85**	55,85	55,85
C2	867	22,52	**54,89**	**57,89**	52,94	60,84
C3	52	26,13	**53,09**	**55,71**	54,30	57,83
	10 844					

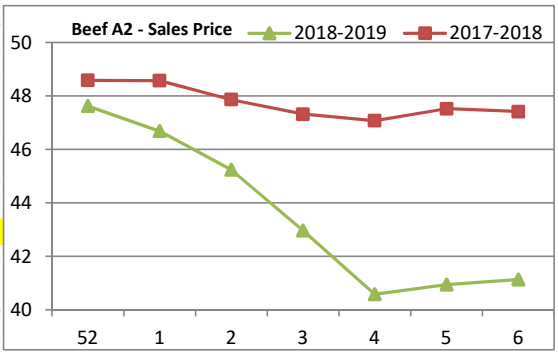

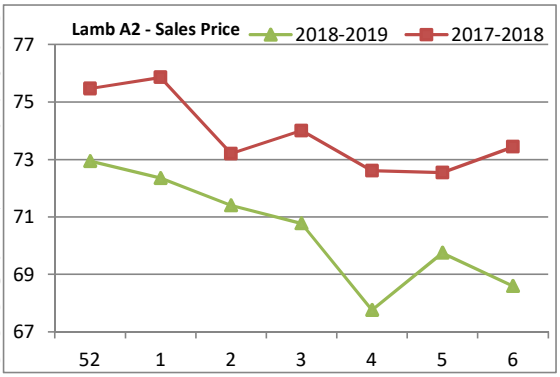

	Class	Units	Avg Mass	Avg Purch	Purch Min	Purch Max
	PIGS				Weighted 20%	
20 - 55,99 kg	P	2111	51,70	**25,43**	21,87	26,63
	O	140	50,44	**23,21**	19,68	26,39
	R	23	48,43	**22,64**	18,95	25,70
	C	8	54,28	**20,93**	16,80	25,50
	U	1	42,00	**19,00**	19,00	19,00
	S	1	55,80	**15,00**	15,00	15,00
56 - 64,99 kg	P	1607	61,69	**24,15**	22,31	26,58
	O	207	62,81	**23,62**	22,47	26,23
	R	36	62,60	**22,33**	18,50	26,12
	C	2	60,35	**18,40**	15,00	21,60
	U	2	66,85	**18,24**	15,00	21,60
65 - 79,99 kg	P	8365	74,39	**24,28**	22,01	25,81
	O	2715	75,40	**24,08**	20,77	26,43
	R	307	76,32	**23,04**	18,16	25,95
	C	36	76,62	**21,68**	20,20	23,44
	U	7	73,69	**20,12**	16,80	21,60
	S	6	88,60	**15,00**	15,00	15,00
80 - 99,99 kg	P	4221	85,23	**23,47**	20,75	26,54
	O	5807	86,44	**23,58**	20,53	26,41
	R	1100	88,28	**23,33**	19,85	25,89
	C	102	88,85	**21,40**	19,91	24,11
	U	7	86,91	**20,46**	20,29	20,90
	S	81	97,51	**23,47**	22,86	23,85
>100kg		973,00	146,14	**17,06**	13,70	20,77
		27 865				

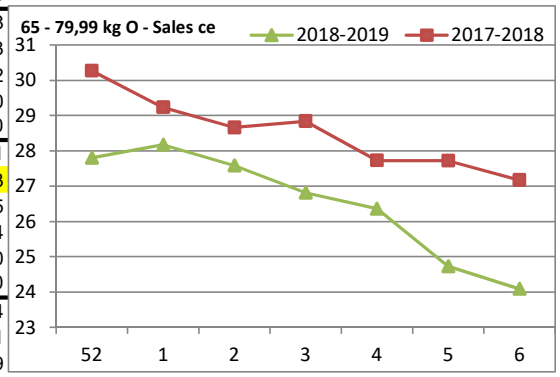

THIS INFORMATION IS PROTECTED AGAINST COPYING OR DISTRIBUTION WITHOUT PRIOR PERMISSION FROM THE RMAA BOARD.

FOR ENQUIRIES, PLEASE CONTACT RMAA AT TEL (012) 349 1237/8 or info@rmaa.co.za

Disclaimer: In no event shall the RMAA be liable for any direct, special, indirect or consequential damages, or any other damages of any kind, including but not limited to loss of use, loss of profits, or loss of data, whether in an action in contract, tort (including but not limited to negligence), or otherwise, arising out of or in any way connected with the use of this information. While the RMAA takes great care in compiling the contents of this page, it is nevertheless only meant to provide non-binding general information and cannot replace detailed individual advice to help the prospective buyer make his decision. The RMAA does not guarantee that the information on these pages is up-to-date, accurate and complete.