

## NATIONAL SOUTH AFRICAN PRICE INFORMATION FOR WEEK Week 16

From 2019/04/15 To 2019/04/21

Class Units Avg Mass **Avg Purch** **Avg Selling** Selling Min Selling Max  
**CATTLE** Weighted 20%

Class	Units	Avg Mass	<b>Avg Purch</b>	<b>Avg Selling</b>	Selling Min	Selling Max
<b>A2</b>	9664	276,39	<b>44,27</b>	<b>45,05</b>	43,89	46,42
A3	1285	293,25	<b>44,33</b>	<b>45,00</b>	44,16	46,57
AB2	470	259,47	<b>42,50</b>	<b>44,49</b>	42,44	46,38
AB3	99	292,32	<b>43,20</b>	<b>44,83</b>	42,87	46,54
B2	216	269,37	<b>38,96</b>	<b>41,78</b>	38,67	45,10
B3	62	316,08	<b>39,53</b>	<b>41,68</b>	40,17	44,55
C2	798	261,01	<b>38,01</b>	<b>40,20</b>	37,45	42,50
C3	328	289,59	<b>38,16</b>	<b>40,88</b>	37,65	42,50

Hide Feedlot	Weighted	1,99
Hide Field	Average	1,53
Dorper	ea	32,50
Merino	ea	42,61

12 922

Class Units Avg Mass **Avg Purch** **Avg Selling** Selling Min Selling Max  
**LAMB/SHEEP** Weighted 20%

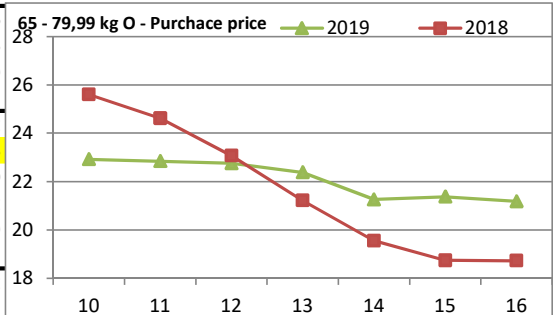
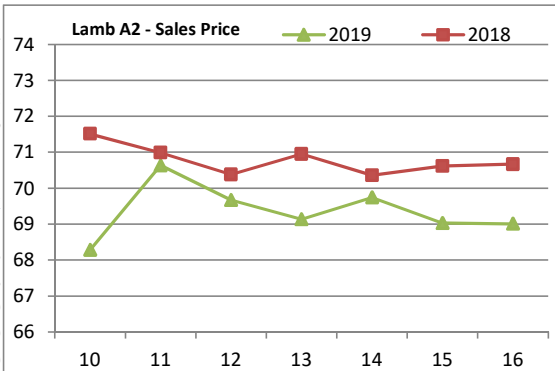
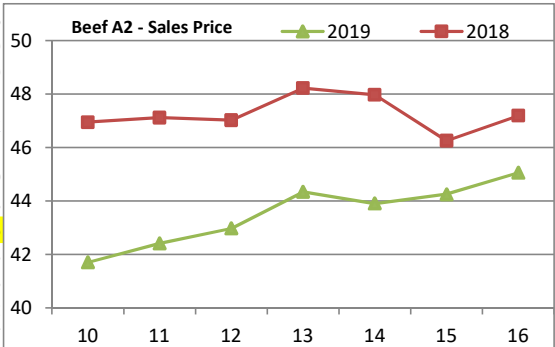
Class	Units	Avg Mass	<b>Avg Purch</b>	<b>Avg Selling</b>	Selling Min	Selling Max
A0	22	13,04	<b>41,00</b>	<b>58,20</b>	52,78	60,19
A1	354	14,45	<b>59,82</b>	<b>67,02</b>	62,73	68,58
<b>A2</b>	<b>7826</b>	<b>20,79</b>	<b>64,25</b>	<b>69,01</b>	<b>63,23</b>	<b>71,05</b>
A3	1644	21,76	<b>63,67</b>	<b>69,14</b>	64,20	70,66
A4	225	21,65	<b>50,48</b>	<b>60,90</b>	54,81	62,73
A5	9	22,54	<b>47,59</b>	<b>54,36</b>	50,59	59,92
A6	44	20,38	<b>44,55</b>	<b>52,11</b>	51,62	52,37
AB2	74	21,73	<b>54,62</b>	<b>60,09</b>	57,38	63,39
AB3	18	23,13	<b>52,05</b>	<b>57,45</b>	56,50	62,11
B2	283	24,54	<b>56,26</b>	<b>59,88</b>	58,99	60,07
B3	54	24,90	<b>49,94</b>	<b>57,84</b>	55,84	58,01
C2	1067	22,48	<b>48,87</b>	<b>52,24</b>	50,20	54,72
C3	113	23,37	<b>47,25</b>	<b>52,77</b>	51,55	54,25

11 733

Class Units Avg Mass **Avg Purch** Purch Min Purch Max  
**PIGS** Weighted 20%

Class	Units	Avg Mass	<b>Avg Purch</b>	Purch Min	Purch Max
P	2131	52,05	<b>21,87</b>	19,87	23,86
O	328	51,45	<b>21,16</b>	19,97	22,08
R	34	56,99	<b>21,34</b>	20,64	21,50
C	10	58,48	<b>19,84</b>	15,00	21,00
U	1	64,50	<b>21,00</b>	21,00	21,00
S	4	50,63	<b>17,66</b>	13,30	21,00
<b>20 - 55,99 kg</b>					
P	1482	61,73	<b>21,91</b>	20,80	23,65
O	169	61,59	<b>21,34</b>	20,06	23,33
R	8	64,37	<b>18,85</b>	15,00	20,10
U	1	56,90	<b>21,50</b>	21,50	21,50
<b>56 - 64,99 kg</b>					
P	8133	75,31	<b>21,22</b>	19,70	23,22
<b>O</b>	<b>2406</b>	<b>75,48</b>	<b>21,19</b>	<b>19,58</b>	<b>22,78</b>
R	230	76,43	<b>20,93</b>	19,74	22,39
C	32	74,66	<b>19,39</b>	17,83	20,52
U	4	78,18	<b>18,12</b>	14,00	19,50
S	5	82,82	<b>18,31</b>	14,00	19,50
<b>65 - 79,99 kg</b>					
P	3904	84,67	<b>20,40</b>	18,80	22,92
O	4890	86,30	<b>20,56</b>	18,77	22,71
R	629	88,69	<b>19,84</b>	18,78	22,39
C	51	88,02	<b>18,12</b>	16,28	19,96
U	7	87,07	<b>17,27</b>	14,00	20,70
S	87	97,85	<b>19,32</b>	18,08	19,62
<b>80 - 99,99 kg</b>					
>100kg	857,00	146,45	<b>14,79</b>	13,42	17,28

25 403



**THIS INFORMATION IS PROTECTED AGAINST COPYING OR DISTRIBUTION WITHOUT PRIOR PERMISSION FROM THE RMAA BOARD.**

**FOR ENQUIRIES, PLEASE CONTACT RMAA AT TEL (012) 349 1237/8 or info@rmaa.co.za**

Disclaimer: In no event shall the RMAA be liable for any direct, special, indirect or consequential damages, or any other damages of any kind, including but not limited to loss of use, loss of profits, or loss of data, whether in an action in contract, tort (including but not limited to negligence), or otherwise, arising out of or in any way connected with the use of this information. While the RMAA takes great care in compiling the contents of this page, it is nevertheless only meant to provide non-binding general information and cannot replace detailed individual advice to help the prospective buyer make his decision. The RMAA does not guarantee that the information on these pages is up-to-date, accurate and complete.