

## NATIONAL SOUTH AFRICAN PRICE INFORMATION FOR WEEK Week 12

From 2019/03/18 To 2019/03/24

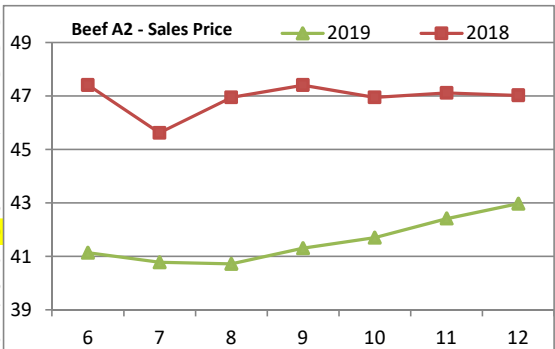
Class Units Avg Mass **Avg Purch** **Avg Selling** Selling Min Selling Max  
**CATTLE** Weighted 20%

Class	Units	Avg Mass	Avg Purch	Avg Selling	Selling Min	Selling Max
A2	6808	279,96	<b>41,67</b>	<b>42,97</b>	41,53	43,84
A3	944	287,22	<b>41,45</b>	<b>43,06</b>	41,51	44,23
AB2	230	268,24	<b>39,98</b>	<b>41,39</b>	39,21	43,61
AB3	63	293,81	<b>39,50</b>	<b>40,75</b>	39,70	42,16
B2	127	247,52	<b>37,90</b>	<b>40,41</b>	37,17	42,50
B3	24	278,67	<b>38,02</b>	<b>40,84</b>	37,90	42,50
C2	829	255,10	<b>38,22</b>	<b>40,30</b>	37,51	42,50
C3	321	279,24	<b>38,37</b>	<b>40,05</b>	37,66	42,50

Hide Feedlot	Weighted	2,08
Hide Field	Average	1,77
Dorper	ea	33,00
Merino	ea	45,00

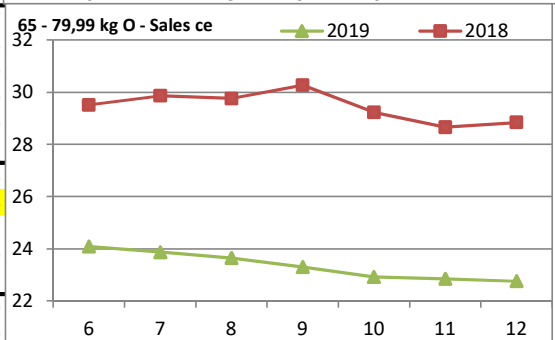
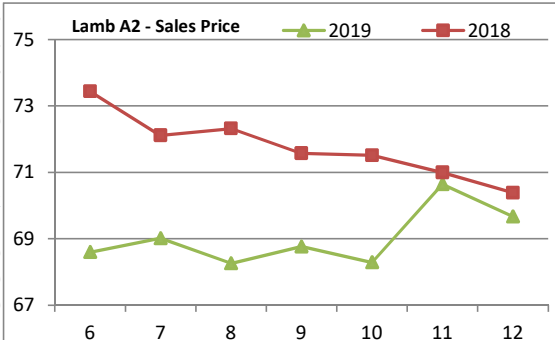
Class Units Avg Mass **Avg Purch** **Avg Selling** Selling Min Selling Max  
**LAMB/SHEEP** Weighted 20%

Class	Units	Avg Mass	Avg Purch	Avg Selling	Selling Min	Selling Max
A0	61	14,52	<b>50,22</b>	<b>59,43</b>	59,23	60,01
A1	190	15,62	<b>60,91</b>	<b>65,31</b>	64,23	67,85
A2	6116	20,66	<b>65,64</b>	<b>69,67</b>	65,69	72,79
A3	842	21,51	<b>65,52</b>	<b>69,73</b>	65,27	71,06
A4	106	20,18	<b>53,27</b>	<b>60,36</b>	53,99	62,45
A5	15	19,93	<b>45,96</b>	<b>55,00</b>	50,23	57,97
A6	41	19,33	<b>45,74</b>	<b>53,66</b>	52,37	54,43
AB2	36	23,17	<b>57,79</b>	<b>61,53</b>	59,46	65,82
AB3	6	25,78	<b>58,49</b>	<b>60,26</b>	60,00	60,33
B2	126	23,02	<b>55,26</b>	<b>61,07</b>	57,82	62,04
B3	10	28,47	<b>51,42</b>	<b>57,40</b>	55,93	58,88
C2	1310	23,74	<b>52,58</b>	<b>54,66</b>	52,80	59,11
C3	240	28,18	<b>52,91</b>	<b>56,74</b>	53,17	62,00



Class Units Avg Mass **Avg Purch** Purch Min Purch Max  
**PIGS** Weighted 20%

Class	Units	Avg Mass	Avg Purch	Purch Min	Purch Max
P	1897	51,09	<b>24,29</b>	21,81	25,00
O	125	51,40	<b>23,28</b>	19,85	25,00
R	15	52,21	<b>20,85</b>	15,40	24,50
C	2	52,05	<b>15,19</b>	15,00	15,40
P	1419	61,48	<b>23,22</b>	22,16	24,47
O	227	61,97	<b>22,99</b>	22,30	24,26
R	22	61,23	<b>21,48</b>	17,38	23,50
C	2	61,00	<b>15,00</b>	15,00	15,00
U	1	56,40	<b>12,00</b>	12,00	12,00
S	1	58,10	<b>12,00</b>	12,00	12,00
P	8220	74,88	<b>23,01</b>	22,04	24,03
O	2844	75,64	<b>22,75</b>	22,14	23,48
R	292	76,04	<b>22,21</b>	21,09	23,31
C	24	75,13	<b>19,45</b>	16,23	23,10
U	1	70,7	<b>12,00</b>	12,00	12,00
P	4182	85,47	<b>21,95</b>	20,72	23,60
O	6171	86,71	<b>21,90</b>	20,88	23,80
R	1129	88,53	<b>21,59</b>	20,45	23,50
C	58	88,46	<b>19,07</b>	17,97	21,28
U	8	86,47	<b>18,69</b>	17,75	21,30
S	82	97,72	<b>21,73</b>	20,75	21,96
>100kg	1056,00	135,37	<b>16,18</b>	14,45	18,61
	27 778				



**THIS INFORMATION IS PROTECTED AGAINST COPYING OR DISTRIBUTION WITHOUT PRIOR PERMISSION FROM THE RMAA BOARD.  
 FOR ENQUIRIES, PLEASE CONTACT RMAA AT TEL (012) 349 1237/8 or info@rmaa.co.za**

Disclaimer: In no event shall the RMAA be liable for any direct, special, indirect or consequential damages, or any other damages of any kind, including but not limited to loss of use, loss of profits, or loss of data, whether in an action in contract, tort (including but not limited to negligence), or otherwise, arising out of or in any way connected with the use of this information. While the RMAA takes great care in compiling the contents of this page, it is nevertheless only meant to provide non-binding general information and cannot replace detailed individual advice to help the prospective buyer make his decision. The RMAA does not guarantee that the information on these pages is up-to-date, accurate and complete.