

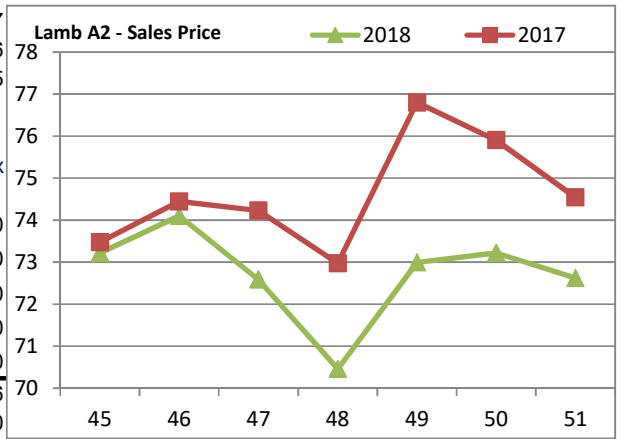
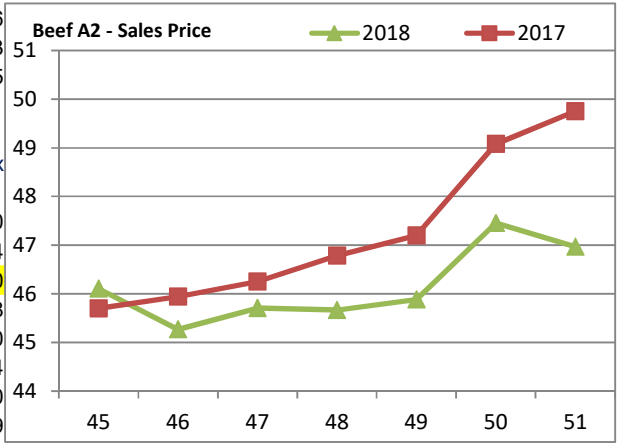
# NATIONAL SOUTH AFRICAN PRICE INFORMATION FOR WEEK Week 51

From 2018/12/17 To 2018/12/23

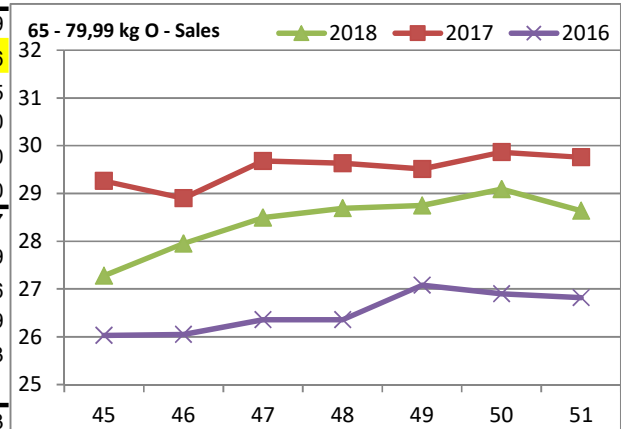
Class	Units	Avg Mass	Avg Purch	Avg Selling	Selling Min	Selling Max
<b>CATTLE</b>						
A2	9 823	285,09	<b>45,42</b>	<b>46,96</b>	45,14	47,99
A3	1 290	311,30	<b>45,04</b>	<b>47,04</b>	45,94	48,48
AB2	395	285,45	<b>43,83</b>	<b>45,25</b>	43,35	48,45
AB3	137	322,20	<b>43,04</b>	<b>43,37</b>	42,64	46,37
B2	210	267,56	<b>27,70</b>	<b>42,45</b>	40,21	45,04
B3	74	304,57	<b>26,07</b>	<b>42,43</b>	40,99	43,96
C2	751	264,60	<b>40,11</b>	<b>42,11</b>	40,03	43,33
C3	283	290,09	<b>40,16</b>	<b>42,60</b>	40,90	43,35
	12 963					

Hide Feedlot	Weighted	4,78
Hide Field	Average	4,77
Dorper	ea	32,00
Merino	ea	91,00

Class	Units	Avg Mass	Avg Purch	Avg Selling	Selling Min	Selling Max
<b>LAMB/SHEEP</b>						
A0	35	12,16	<b>47,28</b>	<b>62,48</b>	58,39	63,90
A1	503	14,74	<b>67,36</b>	<b>70,71</b>	68,78	72,84
A2	10 922	21,06	<b>72,07</b>	<b>72,63</b>	71,57	76,10
A3	2 068	23,11	<b>72,43</b>	<b>72,51</b>	71,16	77,18
A4	302	22,77	<b>59,59</b>	<b>62,90</b>	57,71	67,00
A5	42	23,40	<b>52,14</b>	<b>57,51</b>	53,88	69,84
A6	27	21,09	<b>52,35</b>	<b>53,52</b>	52,39	72,00
AB2	224	19,12	<b>61,29</b>	<b>66,98</b>	64,68	70,89
AB3	23	25,09	<b>62,36</b>	<b>67,93</b>	62,21	71,55
B2	273	24,45	<b>61,46</b>	<b>65,60</b>	64,63	66,03
B3	32	27,91	<b>59,94</b>	<b>64,49</b>	57,37	66,27
C2	460	23,71	<b>51,78</b>	<b>58,80</b>	56,82	61,96
C3	54	28,35	<b>50,77</b>	<b>58,99</b>	54,31	64,45
	14 965					



Class	Units	Avg Mass	Avg Purch	Purch Min	Purch Max
<b>PIGS</b>					
P	1 867	51,43	<b>30,84</b>	28,28	31,50
O	62	49,63	<b>28,72</b>	23,56	31,50
R	13	49,98	<b>26,63</b>	19,25	31,00
C	2	55,60	<b>24,96</b>	19,25	30,50
S	3	30,80	<b>30,50</b>	30,50	30,50
<b>20 - 55,99 kg</b>					
P	762	60,76	<b>29,42</b>	27,50	30,46
O	84	62,25	<b>28,68</b>	27,50	30,50
R	7	61,12	<b>25,60</b>	21,00	28,50
C	2	63,73	<b>22,58</b>	22,58	22,58
<b>56 - 64,99 kg</b>					
P	6 212	73,22	<b>28,78</b>	27,37	30,89
O	2 944	75,24	<b>28,64</b>	27,47	31,26
R	412	75,93	<b>28,31</b>	26,00	31,75
C	20	72,83	<b>23,46</b>	20,91	26,60
U	2	74,70	<b>23,86</b>	19,25	27,00
S	3	69,46	<b>19,88</b>	19,25	21,00
<b>65 - 79,99 kg</b>					
P	1 600	85,33	<b>27,07</b>	23,84	28,27
O	2 635	86,53	<b>26,63</b>	22,31	28,29
R	583	87,30	<b>25,59</b>	21,24	27,76
C	48	86,56	<b>23,09</b>	22,99	23,29
U	3	90,73	<b>22,13</b>	22,13	22,13
S	21	98,27	<b>26,28</b>	24,30	26,91
<b>80 - 99,99 kg</b>					
>100kg	309	163,13	<b>19,62</b>	18,05	20,43
	17 594				



**THIS INFORMATION IS PROTECTED AGAINST COPYING OR DISTRIBUTION WITHOUT PRIOR PERMISSION FROM THE RMAA BOARD.**

**FOR ENQUIRIES, PLEASE CONTACT RMAA AT TEL (012) 349 1237/8 or [marketing@rmaa.co.za](mailto:marketing@rmaa.co.za)**

Disclaimer: In no event shall the RMAA be liable for any direct, special, indirect or consequential damages, or any other damages of any kind, including but not limited to loss of use, loss of profits, or loss of data, whether in an action in contract, tort (including but not limited to negligence), or otherwise, arising out of or in any way connected with the use of this information. While the RMAA takes great care in compiling the contents of this page, it is nevertheless only meant to provide non-binding general information and cannot replace detailed individual advice to help the prospective buyer make his decision. The RMAA does not guarantee that the information on these pages is up-to-date, accurate and complete.