

MSMS DATA
- Nov. 2011 to Oct. 2012 -

TOTAL SLAUGHTERS

PROVINCE	Nov '11			Dec '11			Jan '12			Feb '12		
	Cattle	Sheep	Pigs	Cattle	Sheep	Pigs	Cattle	Sheep	Pigs	Cattle	Sheep	Pigs
EASTERN CAPE	11,569	43,499	13,207	12,210	68,242	15,628	8,587	30,983	11,121	9,334	34,639	11,473
FREESTATE	40,079	73,662	18,006	47,252	86,147	18,651	30,519	51,990	16,099	35,281	60,213	19,655
GAUTENG	28,011	51,751	86,499	33,549	78,457	83,202	21,190	44,144	87,091	22,755	44,864	81,694
KWAZULU NATAL	24,895	10,165	30,972	30,385	14,126	30,875	18,707	6,533	30,037	20,039	7,469	29,237
LIMPOPO	10,659	778	3,290	14,224	1,407	3,860	9,917	967	3,295	9,775	852	3,319
MPUMALANGA	45,928	8,349	14,679	52,051	8,983	15,421	36,658	7,120	11,901	37,018	6,140	14,590
NORTHERN CAPE	13,049	131,834	5,028	14,681	168,050	7,778	9,313	84,763	4,942	10,884	90,086	6,634
NORTH WEST	23,399	4,711	8,895	26,987	5,920	9,716	18,230	3,867	8,184	17,896	4,248	7,696
WESTERN CAPE	10,878	105,265	26,706	11,059	128,320	35,101	7,444	67,555	23,695	7,387	68,922	27,334
TOTAL	208,467	430,014	207,282	242,398	559,652	220,232	160,565	297,922	196,365	170,369	317,433	201,632

PROVINCE	Mar '12			Apr '12			May '12			Jun '12		
	Cattle	Sheep	Pigs	Cattle	Sheep	Pigs	Cattle	Sheep	Pigs	Cattle	Sheep	Pigs
EASTERN CAPE	10,687	39,584	11,325	9,808	36,908	11,775	10,917	45,106	11,786	10,727	37,560	10,821
FREESTATE	40,882	61,374	18,503	38,532	67,285	16,483	42,713	71,644	19,095	37,378	56,112	16,646
GAUTENG	26,111	47,605	92,054	22,526	54,358	81,397	24,314	49,678	96,061	23,807	46,480	94,544
KWAZULU NATAL	22,551	9,236	32,030	19,686	9,895	29,184	21,888	7,155	33,213	20,163	6,584	30,498
LIMPOPO	9,967	573	3,227	9,982	694	3,534	10,791	1,140	3,169	9,585	1,097	3,271
MPUMALANGA	41,646	5,737	12,593	36,858	6,416	11,897	43,637	6,228	14,420	41,122	5,732	11,209
NORTHERN CAPE	13,180	102,986	5,970	14,262	106,592	5,300	14,995	112,910	6,411	13,633	88,955	5,494
NORTH WEST	16,151	3,526	6,337	15,819	3,483	5,708	18,972	3,973	7,729	16,831	3,023	6,991
WESTERN CAPE	7,682	71,486	32,355	6,108	56,868	25,671	7,349	62,457	30,563	6,529	53,389	26,045
TOTAL	188,857	342,107	214,394	173,581	342,499	190,949	195,576	360,291	222,447	179,775	298,932	205,519

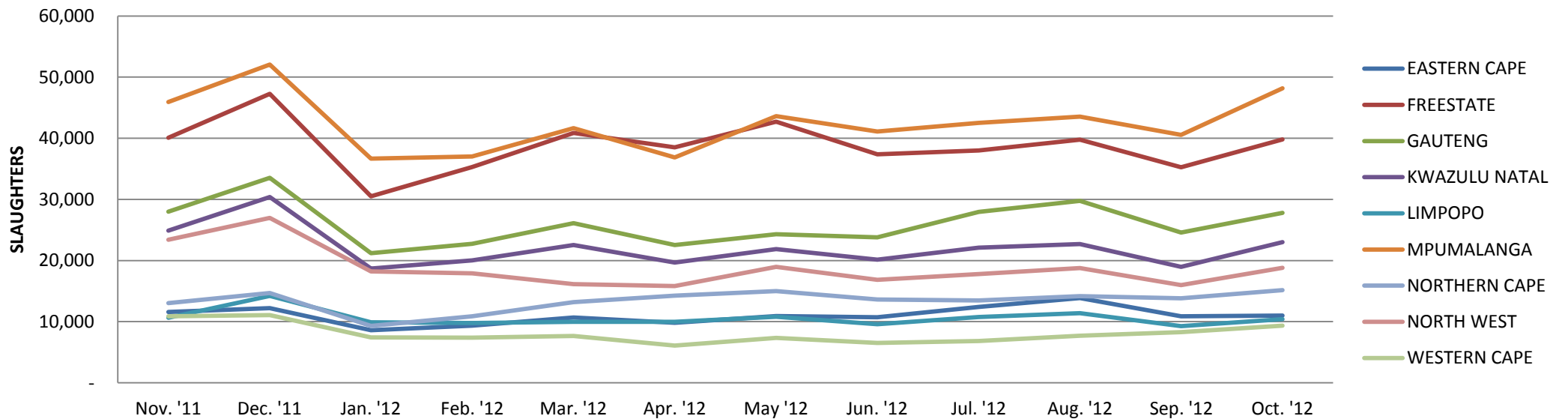
PROVINCE	Jul '12			Aug '12			Sep '12			Oct '12		
	Cattle	Sheep	Pigs	Cattle	Sheep	Pigs	Cattle	Sheep	Pigs	Cattle	Sheep	Pigs
EASTERN CAPE	12,423	40,781	13,689	13,852	45,234	13,572	10,869	34,765	11,580	10,996	42,150	13,507
FREESTATE	37,993	61,773	19,335	39,755	66,469	19,837	35,239	51,931	16,636	39,829	65,148	17,635
GAUTENG	27,943	44,648	90,621	29,770	45,844	94,484	24,579	42,915	90,829	27,794	33,997	95,814
KWAZULU NATAL	22,107	7,626	31,362	22,691	7,665	32,253	18,952	5,957	27,105	23,030	8,380	32,382
LIMPOPO	10,758	1,111	3,521	11,391	1,058	4,698	9,278	1,077	3,599	10,412	1,130	4,381
MPUMALANGA	42,528	6,308	12,341	43,531	5,968	14,608	40,573	6,169	11,669	48,189	8,079	13,544
NORTHERN CAPE	13,471	101,444	5,166	14,160	125,661	6,685	13,821	119,484	5,140	15,154	158,172	6,471
NORTH WEST	17,793	3,592	7,759	18,787	4,054	8,760	15,972	3,903	6,943	18,827	5,013	9,545
WESTERN CAPE	6,824	58,200	25,373	7,711	71,562	29,840	8,308	77,078	25,527	9,343	98,985	30,590
TOTAL	191,840	325,483	209,167	201,648	373,515	224,737	177,591	343,279	199,028	203,574	421,054	223,869

PROVINCE	Total		
	Cattle	Sheep	Pigs
EASTERN CAPE	131,979	499,451	149,484
FREESTATE	465,452	773,748	216,581
GAUTENG	312,349	584,741	1,074,290
KWAZULU NATAL	265,094	100,791	369,148
LIMPOPO	126,739	11,884	43,164
MPUMALANGA	509,739	81,229	158,872
NORTHERN CAPE	160,603	1,390,937	71,019
NORTH WEST	225,664	49,313	94,263
WESTERN CAPE	96,622	920,087	338,800
TOTAL	2,294,241	4,412,181	2,515,621

CATTLE BY PROVINCE

MONTH	Nov. '11	Dec. '11	Jan. '12	Feb. '12	Mar. '12	Apr. '12	May '12	Jun. '12	Jul. '12	Aug. '12	Sep. '12	Oct. '12
EASTERN CAPE	11,569	12,210	8,587	9,334	10,687	9,808	10,917	10,727	12,423	13,852	10,869	10,996
FREESTATE	40,079	47,252	30,519	35,281	40,882	38,532	42,713	37,378	37,993	39,755	35,239	39,829
GAUTENG	28,011	33,549	21,190	22,755	26,111	22,526	24,314	23,807	27,943	29,770	24,579	27,794
KWAZULU NATAL	24,895	30,385	18,707	20,039	22,551	19,686	21,888	20,163	22,107	22,691	18,952	23,030
LIMPOPO	10,659	14,224	9,917	9,775	9,967	9,982	10,791	9,585	10,758	11,391	9,278	10,412
MPUMALANGA	45,928	52,051	36,658	37,018	41,646	36,858	43,637	41,122	42,528	43,531	40,573	48,189
NORTHERN CAPE	13,049	14,681	9,313	10,884	13,180	14,262	14,995	13,633	13,471	14,160	13,821	15,154
NORTH WEST	23,399	26,987	18,230	17,896	16,151	15,819	18,972	16,831	17,793	18,787	15,972	18,827
WESTERN CAPE	10,878	11,059	7,444	7,387	7,682	6,108	7,349	6,529	6,824	7,711	8,308	9,343
TOTAL	208,467	242,398	160,565	170,369	188,857	173,581	195,576	179,775	191,840	201,648	177,591	203,574

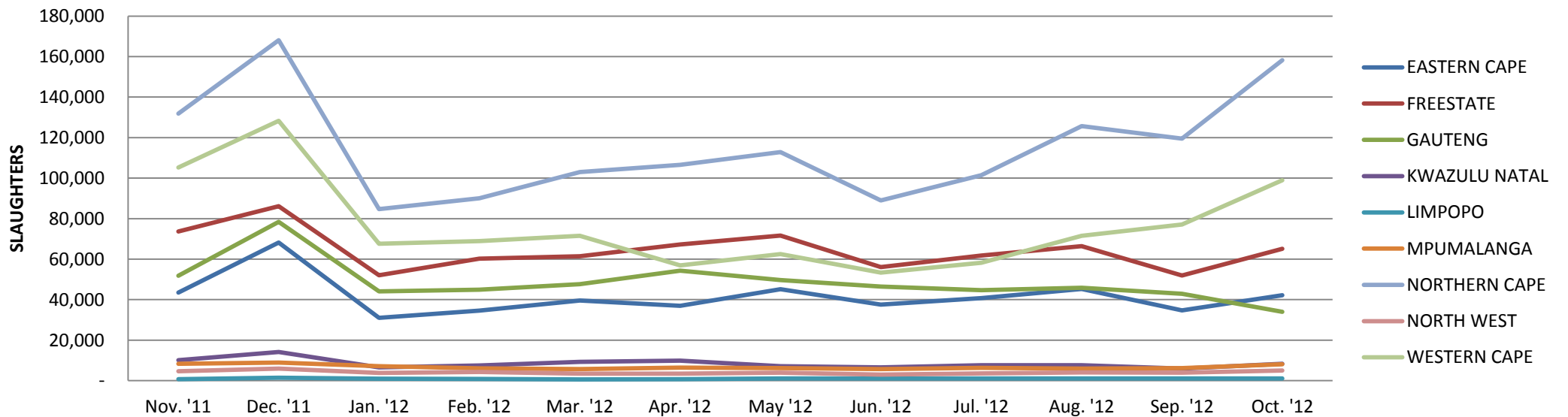
CATTLE BY PROVINCE



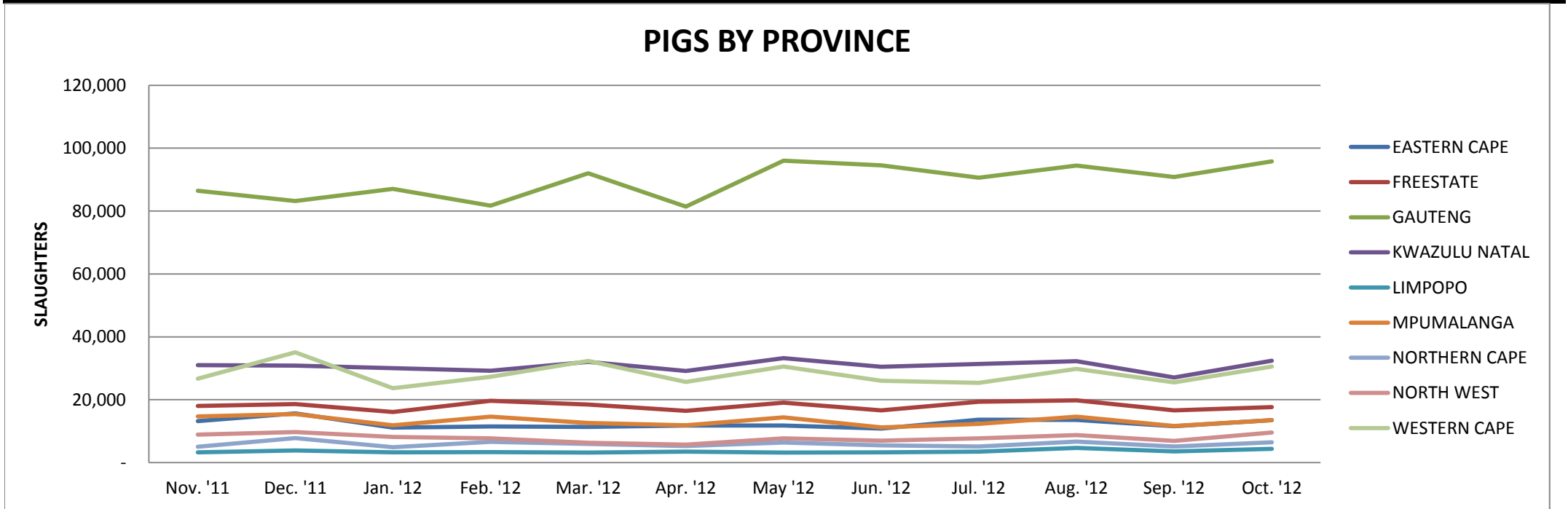
SHEEP BY PROVINCE

MONTH	Nov. '11	Dec. '11	Jan. '12	Feb. '12	Mar. '12	Apr. '12	May '12	Jun. '12	Jul. '12	Aug. '12	Sep. '12	Oct. '12
EASTERN CAPE	43,499	68,242	30,983	34,639	39,584	36,908	45,106	37,560	40,781	45,234	34,765	42,150
FREESTATE	73,662	86,147	51,990	60,213	61,374	67,285	71,644	56,112	61,773	66,469	51,931	65,148
GAUTENG	51,751	78,457	44,144	44,864	47,605	54,358	49,678	46,480	44,648	45,844	42,915	33,997
KWAZULU NATAL	10,165	14,126	6,533	7,469	9,236	9,895	7,155	6,584	7,626	7,665	5,957	8,380
LIMPOPO	778	1,407	967	852	573	694	1,140	1,097	1,111	1,058	1,077	1,130
MPUMALANGA	8,349	8,983	7,120	6,140	5,737	6,416	6,228	5,732	6,308	5,968	6,169	8,079
NORTHERN CAPE	131,834	168,050	84,763	90,086	102,986	106,592	112,910	88,955	101,444	125,661	119,484	158,172
NORTH WEST	4,711	5,920	3,867	4,248	3,526	3,483	3,973	3,023	3,592	4,054	3,903	5,013
WESTERN CAPE	105,265	128,320	67,555	68,922	71,486	56,868	62,457	53,389	58,200	71,562	77,078	98,985
TOTAL	430,014	559,652	297,922	317,433	342,107	342,499	360,291	298,932	325,483	373,515	343,279	421,054

SHEEP BY PROVINCE



PIGS BY PROVINCE												
MONTH	Nov. '11	Dec. '11	Jan. '12	Feb. '12	Mar. '12	Apr. '12	May '12	Jun. '12	Jul. '12	Aug. '12	Sep. '12	Oct. '12
EASTERN CAPE	13,207	15,628	11,121	11,473	11,325	11,775	11,786	10,821	13,689	13,572	11,580	13,507
FREESTATE	18,006	18,651	16,099	19,655	18,503	16,483	19,095	16,646	19,335	19,837	16,636	17,635
GAUTENG	86,499	83,202	87,091	81,694	92,054	81,397	96,061	94,544	90,621	94,484	90,829	95,814
KWAZULU NATAL	30,972	30,875	30,037	29,237	32,030	29,184	33,213	30,498	31,362	32,253	27,105	32,382
LIMPOPO	3,290	3,860	3,295	3,319	3,227	3,534	3,169	3,271	3,521	4,698	3,599	4,381
MPUMALANGA	14,679	15,421	11,901	14,590	12,593	11,897	14,420	11,209	12,341	14,608	11,669	13,544
NORTHERN CAPE	5,028	7,778	4,942	6,634	5,970	5,300	6,411	5,494	5,166	6,685	5,140	6,471
NORTH WEST	8,895	9,716	8,184	7,696	6,337	5,708	7,729	6,991	7,759	8,760	6,943	9,545
WESTERN CAPE	26,706	35,101	23,695	27,334	32,355	25,671	30,563	26,045	25,373	29,840	25,527	30,590
TOTAL	207,282	220,232	196,365	201,632	214,394	190,949	222,447	205,519	209,167	224,737	199,028	223,869



SLAUGHTERS BY SPECIES												
MONTH	Nov. '11	Dec. '11	Jan. '12	Feb. '12	Mar. '12	Apr. '12	May '12	Jun. '12	Jul. '12	Aug. '12	Sep. '12	Oct. '12
CATTLE	208,467	242,398	160,565	170,369	188,857	173,581	195,576	179,775	191,840	201,648	177,591	203,574
SHEEP	430,014	559,652	297,922	317,433	342,107	342,499	360,291	298,932	325,483	373,515	343,279	421,054
PIGS	207,282	220,232	196,365	201,632	214,394	190,949	222,447	205,519	209,167	224,737	199,028	223,869

