

MSMS DATA
- Nov. 2008 to Oct. 2009 -

TOTAL SLAUGHTERS

PROVINCE	Nov '08			Dec '08			Jan '09			Feb '09		
	Cattle	Sheep	Pigs	Cattle	Sheep	Pigs	Cattle	Sheep	Pigs	Cattle	Sheep	Pigs
EASTERN CAPE	8,972	49,583	8,243	10,084	78,542	11,892	8,903	46,205	7,753	9,036	43,126	6,830
FREESTATE	34,965	62,072	11,954	47,330	84,738	13,810	30,997	51,673	11,387	32,359	59,192	11,158
GAUTENG	32,253	49,180	64,294	40,707	69,473	70,491	26,552	46,975	67,345	25,765	41,924	68,393
KWAZULU NATAL	19,782	10,993	40,700	28,150	18,128	47,205	16,715	8,505	41,742	15,211	7,610	38,539
LIMPOPO	10,044	1,019	3,531	13,274	1,310	4,408	9,955	1,367	2,496	9,329	1,592	2,601
MPUMALANGA	40,041	8,798	8,949	47,992	12,425	10,641	39,504	7,925	8,854	34,533	7,352	8,637
NORTHERN CAPE	14,854	168,141	3,278	17,059	211,114	4,066	13,330	108,386	3,706	12,953	105,013	3,548
NORTH WEST	16,032	4,454	8,176	19,451	5,618	9,683	12,774	3,813	7,216	13,825	4,175	7,524
WESTERN CAPE	11,277	89,248	27,473	8,054	142,240	30,509	8,679	63,657	26,073	7,753	75,165	24,919
TOTAL	188,220	443,488	176,598	232,101	623,588	202,705	167,409	338,506	176,572	160,764	345,149	172,149

PROVINCE	Mar '09			Apr '09			May '09			Jun '09		
	Cattle	Sheep	Pigs	Cattle	Sheep	Pigs	Cattle	Sheep	Pigs	Cattle	Sheep	Pigs
EASTERN CAPE	8,117	45,051	11,890	8,456	47,605	8,586	9,738	45,343	8,567	10,817	48,310	10,063
FREESTATE	36,367	59,696	13,773	36,105	65,413	11,656	34,767	57,120	11,267	36,549	59,160	11,852
GAUTENG	23,650	47,270	78,232	23,706	54,202	66,295	22,521	57,612	65,732	23,052	42,888	73,576
KWAZULU NATAL	19,560	9,261	43,825	19,606	9,146	44,145	18,372	8,160	41,765	19,638	9,482	44,876
LIMPOPO	10,182	1,099	2,763	10,539	1,550	2,663	9,889	1,298	2,591	10,220	1,223	2,999
MPUMALANGA	43,427	8,230	8,665	41,025	8,713	9,395	39,759	8,673	8,944	39,759	8,787	7,860
NORTHERN CAPE	14,185	142,644	4,163	12,727	130,798	4,110	12,913	120,576	3,638	12,916	102,486	3,872
NORTH WEST	15,227	4,053	8,021	16,335	3,282	7,816	15,963	3,083	7,270	16,864	3,723	7,913
WESTERN CAPE	7,570	74,047	24,849	7,199	73,722	25,834	7,242	58,730	25,643	6,766	53,270	25,711
TOTAL	178,285	391,351	196,181	175,698	394,431	180,500	171,164	360,595	175,417	176,581	329,329	188,722

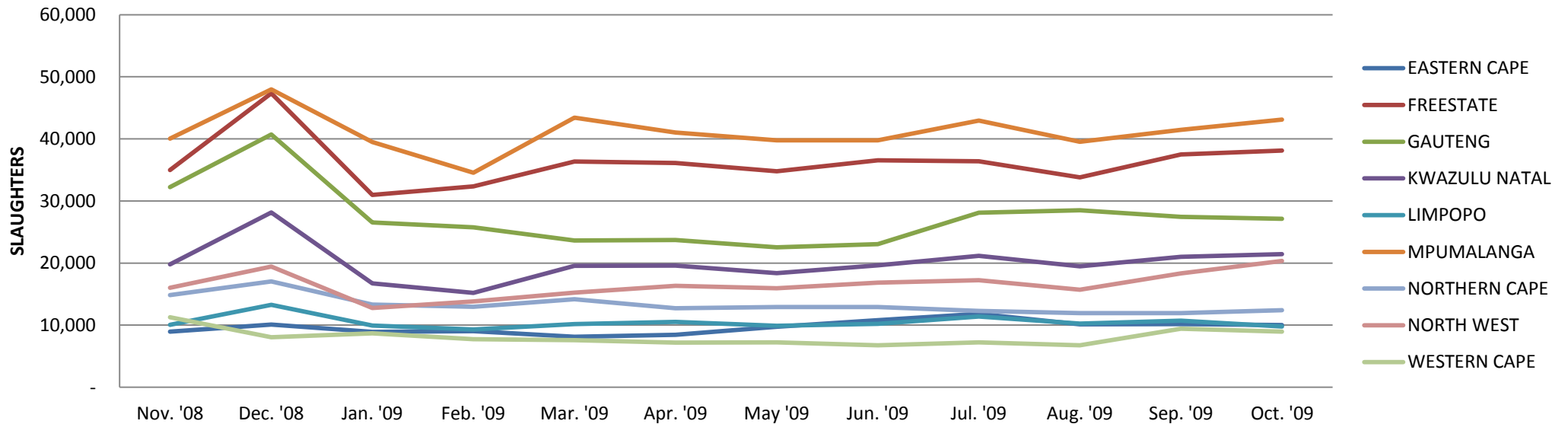
PROVINCE	Jul '09			Aug '09			Sep '09			Oct '09		
	Cattle	Sheep	Pigs	Cattle	Sheep	Pigs	Cattle	Sheep	Pigs	Cattle	Sheep	Pigs
EASTERN CAPE	11,827	57,577	12,067	10,148	47,437	9,766	10,176	45,398	9,518	10,022	50,906	9,751
FREESTATE	36,382	56,026	11,613	33,795	51,219	11,057	37,491	57,273	12,071	38,108	58,444	11,396
GAUTENG	28,125	51,804	70,253	28,515	40,133	66,592	27,435	48,314	72,710	27,138	56,316	68,037
KWAZULU NATAL	21,181	10,213	47,657	19,490	7,937	44,436	21,005	9,758	43,830	21,426	9,737	44,600
LIMPOPO	11,379	1,410	3,451	10,243	932	3,101	10,743	643	2,866	9,792	947	3,178
MPUMALANGA	42,969	7,343	9,853	39,553	7,568	8,406	41,459	8,869	9,203	43,107	7,617	8,750
NORTHERN CAPE	12,305	143,983	3,904	11,957	122,736	3,292	11,960	165,696	3,586	12,429	158,539	3,656
NORTH WEST	17,225	4,453	8,484	15,716	4,460	7,883	18,323	5,320	7,809	20,349	4,370	7,688
WESTERN CAPE	7,225	60,352	29,267	6,760	64,735	25,895	9,423	81,200	28,036	8,960	95,099	26,006
TOTAL	188,618	393,161	196,549	176,177	347,157	180,428	188,015	422,471	189,629	191,331	441,975	183,062

PROVINCE	Total		
	Cattle	Sheep	Pigs
EASTERN CAPE	116,296	605,083	114,926
FREESTATE	435,215	722,026	142,994
GAUTENG	329,419	606,091	831,950
KWAZULU NATAL	240,136	118,930	523,320
LIMPOPO	125,589	14,390	36,648
MPUMALANGA	493,128	102,300	108,157
NORTHERN CAPE	159,588	1,680,112	44,819
NORTH WEST	198,084	50,804	95,483
WESTERN CAPE	96,908	931,465	320,215
TOTAL	2,194,363	4,831,201	2,218,512

CATTLE BY PROVINCE

MONTH	Nov. '08	Dec. '08	Jan. '09	Feb. '09	Mar. '09	Apr. '09	May '09	Jun. '09	Jul. '09	Aug. '09	Sep. '09	Oct. '09
EASTERN CAPE	8,972	10,084	8,903	9,036	8,117	8,456	9,738	10,817	11,827	10,148	10,176	10,022
FREESTATE	34,965	47,330	30,997	32,359	36,367	36,105	34,767	36,549	36,382	33,795	37,491	38,108
GAUTENG	32,253	40,707	26,552	25,765	23,650	23,706	22,521	23,052	28,125	28,515	27,435	27,138
KWAZULU NATAL	19,782	28,150	16,715	15,211	19,560	19,606	18,372	19,638	21,181	19,490	21,005	21,426
LIMPOPO	10,044	13,274	9,955	9,329	10,182	10,539	9,889	10,220	11,379	10,243	10,743	9,792
MPUMALANGA	40,041	47,992	39,504	34,533	43,427	41,025	39,759	39,759	42,969	39,553	41,459	43,107
NORTHERN CAPE	14,854	17,059	13,330	12,953	14,185	12,727	12,913	12,916	12,305	11,957	11,960	12,429
NORTH WEST	16,032	19,451	12,774	13,825	15,227	16,335	15,963	16,864	17,225	15,716	18,323	20,349
WESTERN CAPE	11,277	8,054	8,679	7,753	7,570	7,199	7,242	6,766	7,225	6,760	9,423	8,960
TOTAL	188,220	232,101	167,409	160,764	178,285	175,698	171,164	176,581	188,618	176,177	188,015	191,331

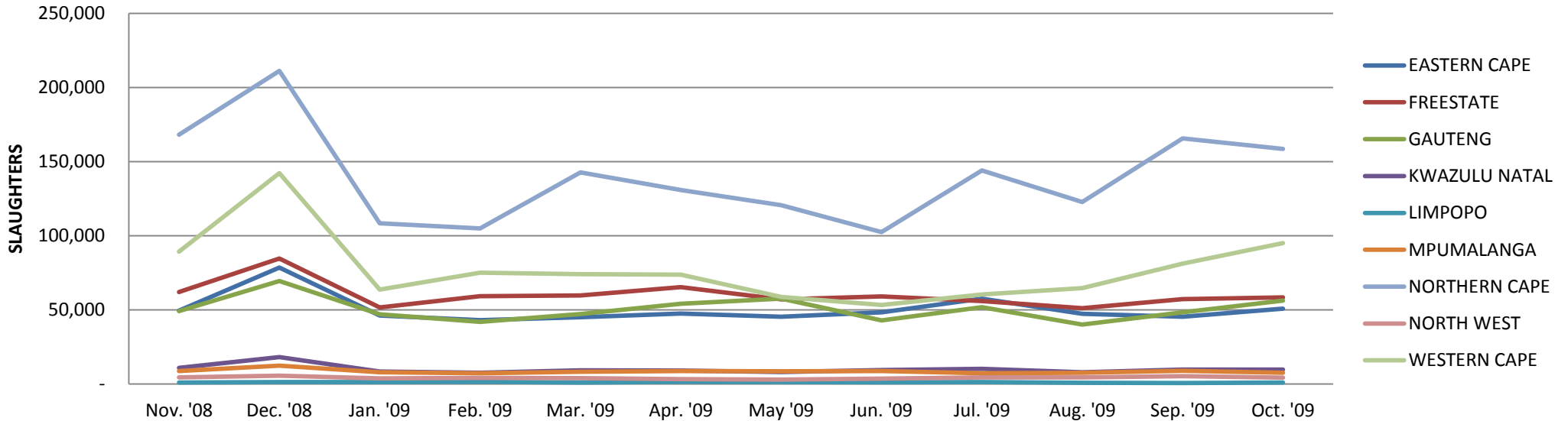
CATTLE BY PROVINCE



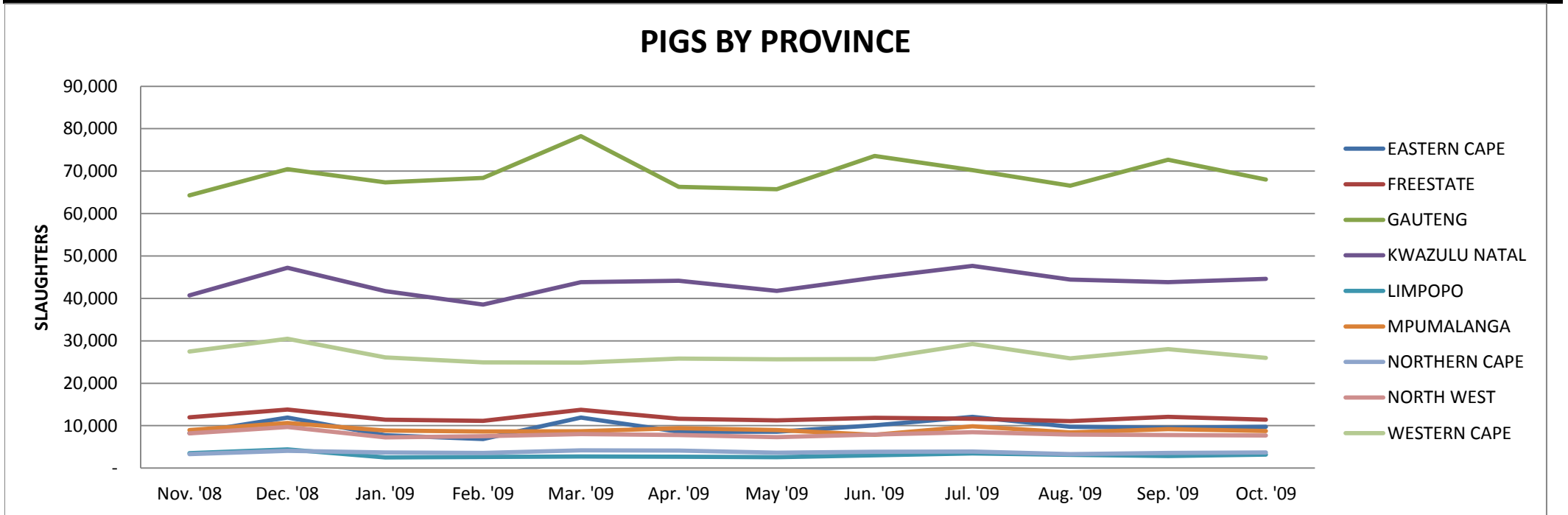
SHEEP BY PROVINCE

MONTH	Nov. '08	Dec. '08	Jan. '09	Feb. '09	Mar. '09	Apr. '09	May '09	Jun. '09	Jul. '09	Aug. '09	Sep. '09	Oct. '09
EASTERN CAPE	49,583	78,542	46,205	43,126	45,051	47,605	45,343	48,310	57,577	47,437	45,398	50,906
FREESTATE	62,072	84,738	51,673	59,192	59,696	65,413	57,120	59,160	56,026	51,219	57,273	58,444
GAUTENG	49,180	69,473	46,975	41,924	47,270	54,202	57,612	42,888	51,804	40,133	48,314	56,316
KWAZULU NATAL	10,993	18,128	8,505	7,610	9,261	9,146	8,160	9,482	10,213	7,937	9,758	9,737
LIMPOPO	1,019	1,310	1,367	1,592	1,099	1,550	1,298	1,223	1,410	932	643	947
MPUMALANGA	8,798	12,425	7,925	7,352	8,230	8,713	8,673	8,787	7,343	7,568	8,869	7,617
NORTHERN CAPE	168,141	211,114	108,386	105,013	142,644	130,798	120,576	102,486	143,983	122,736	165,696	158,539
NORTH WEST	4,454	5,618	3,813	4,175	4,053	3,282	3,083	3,723	4,453	4,460	5,320	4,370
WESTERN CAPE	89,248	142,240	63,657	75,165	74,047	73,722	58,730	53,270	60,352	64,735	81,200	95,099
TOTAL	443,488	623,588	338,506	345,149	391,351	394,431	360,595	329,329	393,161	347,157	422,471	441,975

SHEEP BY PROVINCE



PIGS BY PROVINCE												
MONTH	Nov. '08	Dec. '08	Jan. '09	Feb. '09	Mar. '09	Apr. '09	May '09	Jun. '09	Jul. '09	Aug. '09	Sep. '09	Oct. '09
EASTERN CAPE	8,243	11,892	7,753	6,830	11,890	8,586	8,567	10,063	12,067	9,766	9,518	9,751
FREESTATE	11,954	13,810	11,387	11,158	13,773	11,656	11,267	11,852	11,613	11,057	12,071	11,396
GAUTENG	64,294	70,491	67,345	68,393	78,232	66,295	65,732	73,576	70,253	66,592	72,710	68,037
KWAZULU NATAL	40,700	47,205	41,742	38,539	43,825	44,145	41,765	44,876	47,657	44,436	43,830	44,600
LIMPOPO	3,531	4,408	2,496	2,601	2,763	2,663	2,591	2,999	3,451	3,101	2,866	3,178
MPUMALANGA	8,949	10,641	8,854	8,637	8,665	9,395	8,944	7,860	9,853	8,406	9,203	8,750
NORTHERN CAPE	3,278	4,066	3,706	3,548	4,163	4,110	3,638	3,872	3,904	3,292	3,586	3,656
NORTH WEST	8,176	9,683	7,216	7,524	8,021	7,816	7,270	7,913	8,484	7,883	7,809	7,688
WESTERN CAPE	27,473	30,509	26,073	24,919	24,849	25,834	25,643	25,711	29,267	25,895	28,036	26,006
TOTAL	176,598	202,705	176,572	172,149	196,181	180,500	175,417	188,722	196,549	180,428	189,629	183,062



SLAUGHTERS BY SPECIES

MONTH	Nov. '08	Dec. '08	Jan. '09	Feb. '09	Mar. '09	Apr. '09	May '09	Jun. '09	Jul. '09	Aug. '09	Sep. '09	Oct. '09
CATTLE	188,220	232,101	167,409	160,764	178,285	175,698	171,164	176,581	188,618	176,177	188,015	191,331
SHEEP	443,488	623,588	338,506	345,149	391,351	394,431	360,595	329,329	393,161	347,157	422,471	441,975
PIGS	176,598	202,705	176,572	172,149	196,181	180,500	175,417	188,722	196,549	180,428	189,629	183,062

SLAUGHTERS BY SPECIES

