

## NATIONAL SOUTH AFRICAN PRICE INFORMATION FOR WEEK Week 51

From 2017/12/18 To 2017/12/24

Class Units Avg Mass Avg Purch Avg Selling Selling Min Selling Max

### CATTLE

A2	13167	266.13	<b>48.92</b>	<b>49.75</b>	48.22	51.71
A3	1289	285.48	<b>48.84</b>	<b>49.94</b>	48.73	51.55
AB2	903	268.02	<b>47.64</b>	<b>48.59</b>	46.76	50.87
AB3	132	292.91	<b>47.04</b>	<b>48.61</b>	45.87	52.35
B2	619	259.41	<b>45.11</b>	<b>46.20</b>	43.72	48.81
B3	130	278.51	<b>44.66</b>	<b>46.48</b>	43.61	48.32
C2	1082	256.82	<b>43.95</b>	<b>44.69</b>	42.04	46.94
C3	468	281.68	<b>44.74</b>	<b>45.74</b>	43.43	47.60
17,790						

Hide	Feedlot	12.26
	Veldt	12.12
Dorper	ea	35.71
Merino	ea	86.67

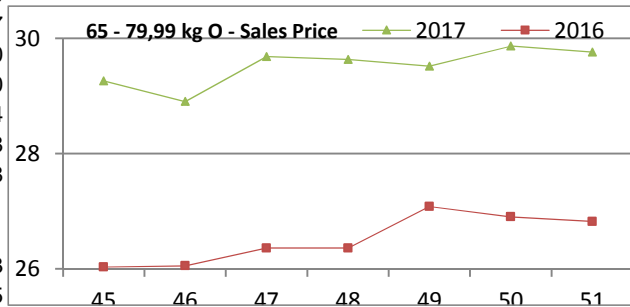
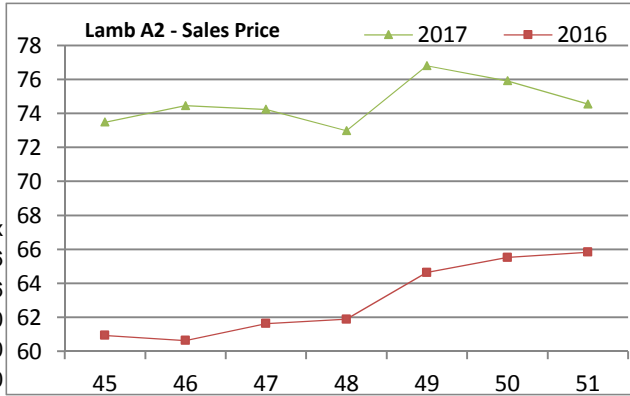
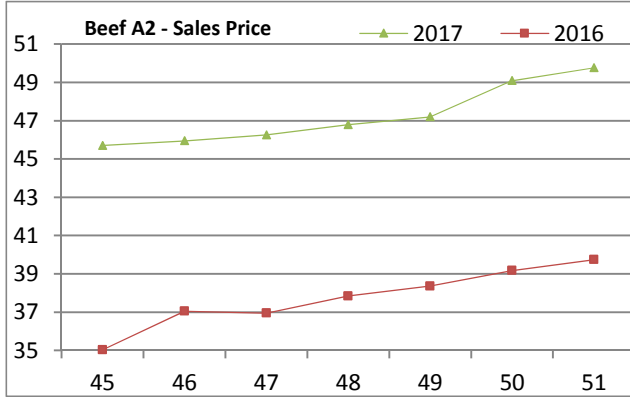
### LAMB/SHEEP

A0	100	14.00	<b>58.11</b>	<b>57.12</b>	53.53	64.68
A1	613	14.80	<b>82.94</b>	<b>74.83</b>	66.60	87.00
A2	10576	21.69	<b>85.61</b>	<b>74.54</b>	70.34	86.41
A3	2349	24.08	<b>85.43</b>	<b>74.17</b>	69.71	85.86
A4	544	25.50	<b>77.28</b>	<b>65.83</b>	61.23	80.65
A5	85	25.74	<b>71.70</b>	<b>64.00</b>	52.44	83.00
A6	61	24.62	<b>67.38</b>	<b>56.01</b>	51.01	75.00
AB2	72	21.82	<b>78.93</b>	<b>77.29</b>	60.93	84.00
AB3	30	23.46	<b>78.68</b>	<b>78.60</b>	66.35	84.00
B2	47	22.10	<b>60.38</b>	<b>60.47</b>	56.68	84.00
B3	8	25.85	<b>60.09</b>	<b>60.30</b>	54.44	84.00
C2	996	23.33	<b>64.93</b>	<b>63.86</b>	57.88	84.00
C3	146	27.17	<b>64.08</b>	<b>62.79</b>	55.07	84.00
15,627						

### PIGS

Purch Min Purch Max

P	2558	51.62	<b>31.97</b>	29.84	33.46	
O	245	50.04	<b>31.82</b>	28.80	32.96	
R	35	48.29	<b>30.26</b>	26.43	33.00	
C	4	49.20	<b>29.93</b>	25.00	31.50	
U	1	56.30	<b>31.50</b>	31.50	31.50	
S	18	51.11	<b>30.94</b>	28.75	35.00	
P	652	61.29	<b>31.51</b>	28.04	33.47	
O	78	61.57	<b>31.53</b>	28.21	33.50	
R	5	60.83	<b>29.91</b>	27.66	30.50	
P	7737	73.51	<b>29.87</b>	27.34	32.54	
O	2798	75.39	<b>29.76</b>	27.48	32.28	
R	290	88.59	<b>28.06</b>	26.84	32.28	
C	40	77.58	<b>26.02</b>	22.13	31.91	
U	11	75.54	<b>28.04</b>	21.65	30.71	
S	8	79.02	<b>26.09</b>	18.65	31.23	
P	2142	86.23	<b>26.56</b>	22.49	28.25	
O	2228	87.16	<b>26.85</b>	23.19	29.15	
R	406	88.39	<b>27.00</b>	26.30	29.12	
C	61	89.62	<b>22.32</b>	21.99	23.61	
U	6	91.95	<b>22.98</b>	21.03	29.20	
S	2	99.72	<b>18.00</b>	18.00	18.00	
>100kg	478	150.78	<b>17.56</b>	5.77	23.25	
19,803						



**THIS INFORMATION IS PROTECTED AGAINST COPYING OR DISTRIBUTION WITHOUT PRIOR PERMISSION FROM THE RMAA BOARD.**

**FOR ENQUIRIES, PLEASE CONTACT RMAA AT TEL (012) 349 1237/8 or [marketing@rmaa.co.za](mailto:marketing@rmaa.co.za)**

Disclaimer: In no event shall the RMAA be liable for any direct, special, indirect or consequential damages, or any other damages of any kind, including but not limited to loss of use, loss of profits, or loss of data, whether in an action in contract, tort (including but not limited to negligence), or otherwise, arising out of or in any way connected with the use of this information. While the RMAA takes great care in compiling the contents of this page, it is nevertheless only meant to provide non-binding general information and cannot replace detailed individual advice to help the prospective buyer make his decision. The RMAA does not guarantee that the information on these pages is up-to-date, accurate and complete.