

## NATIONAL SOUTH AFRICAN PRICE INFORMATION FOR WEEK Week 46

From 2018/11/12 To 2018/11/18

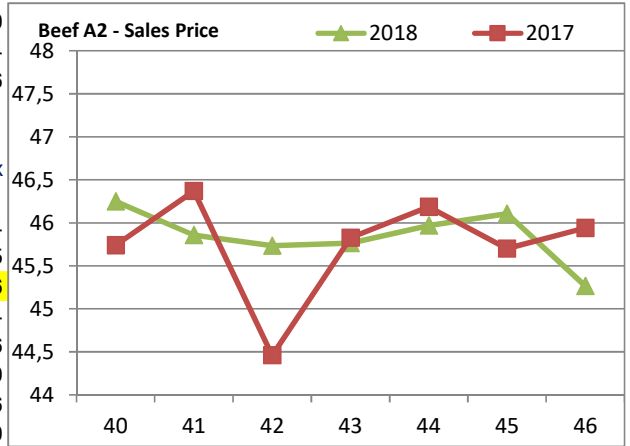
**CATTLE**  
 Class Units Avg Mass Avg Purch Avg Selling Selling Min Selling Max  
 Weighted 20%

Class	Units	Avg Mass	Avg Purch	Avg Selling	Selling Min	Selling Max
A2	9 404	279,00	<b>45,11</b>	<b>45,27</b>	42,61	47,28
A3	1 434	300,41	<b>45,21</b>	<b>45,66</b>	43,74	47,38
AB2	499	288,31	<b>43,82</b>	<b>44,53</b>	41,63	46,89
AB3	129	319,02	<b>44,28</b>	<b>44,39</b>	42,01	45,92
B2	387	281,61	<b>40,89</b>	<b>42,44</b>	40,30	44,32
B3	121	330,55	<b>41,18</b>	<b>42,83</b>	41,61	44,50
C2	1 470	275,24	<b>39,91</b>	<b>41,31</b>	39,69	43,54
C3	393	303,62	<b>39,52</b>	<b>41,87</b>	39,81	43,66
13 837						

Hide Feedlot	Weighted	5,05
Hide Field	Average	4,65
Dorper	ea	30,78
Merino	ea	91,28

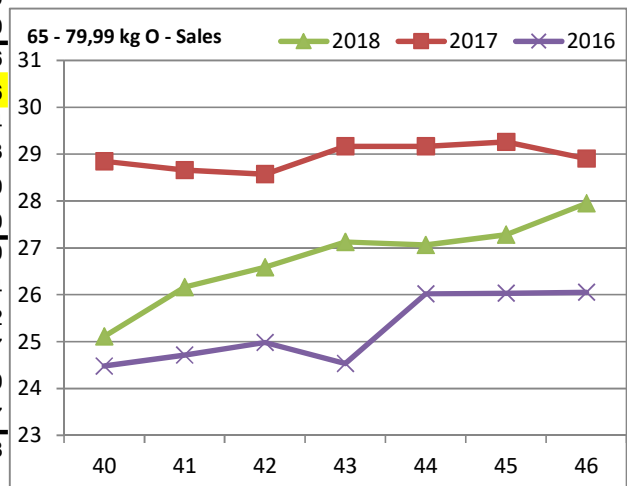
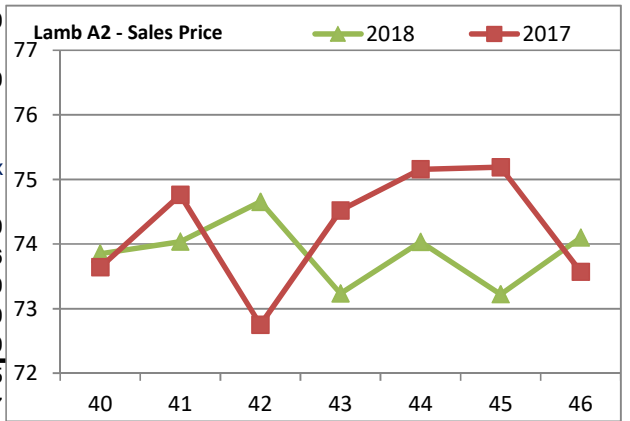
**LAMB/SHEEP**  
 Class Units Avg Mass Avg Purch Avg Selling Selling Min Selling Max  
 Weighted 20%

Class	Units	Avg Mass	Avg Purch	Avg Selling	Selling Min	Selling Max
A0	9	12,97	<b>43,00</b>	<b>60,46</b>	60,00	60,64
A1	94	15,17	<b>70,44</b>	<b>70,72</b>	68,58	75,75
A2	5 109	22,47	<b>71,64</b>	<b>74,10</b>	71,54	82,36
A3	914	24,15	<b>72,10</b>	<b>74,22</b>	71,12	82,54
A4	101	24,65	<b>64,53</b>	<b>64,79</b>	62,63	70,96
A5	7	23,11	<b>59,46</b>	<b>59,83</b>	53,86	76,00
A6	10	26,24	<b>52,50</b>	<b>51,99</b>	48,00	52,36
AB2	65	19,32	<b>69,00</b>	<b>69,87</b>	69,35	70,00
B2	364	24,59	<b>66,45</b>	<b>69,49</b>	67,41	70,08
B3	15	25,99	<b>60,81</b>	<b>64,52</b>	55,47	68,90
C2	492	25,00	<b>62,00</b>	<b>65,59</b>	63,15	68,21
C3	78	28,87	<b>59,53</b>	<b>66,03</b>	60,57	68,00
7 258						



**PIGS**  
 Class Units Avg Mass Avg Purch Purch Min Purch Max  
 Weighted 20%

Class	Units	Avg Mass	Avg Purch	Purch Min	Purch Max
P	2 023	51,98	<b>30,45</b>	27,09	31,50
O	131	48,93	<b>28,71</b>	24,20	30,96
R	27	50,04	<b>24,23</b>	18,90	29,20
C	12	53,12	<b>26,08</b>	20,00	30,50
U	3	52,40	<b>26,13</b>	18,90	30,50
<b>20 - 55,99 kg</b>					
P	1 619	61,32	<b>28,58</b>	25,72	30,55
O	172	62,96	<b>28,30</b>	27,55	29,67
R	37	62,78	<b>27,31</b>	26,65	27,66
C	5	63,70	<b>23,23</b>	19,00	27,10
U	1	60,30	<b>27,10</b>	27,10	27,10
<b>56 - 64,99 kg</b>					
P	7 975	74,19	<b>28,35</b>	25,85	30,26
O	2 220	75,34	<b>27,95</b>	26,78	29,66
R	260	75,97	<b>27,24</b>	24,78	30,24
C	14	74,91	<b>24,81</b>	22,11	27,13
U	4	83,62	<b>18,30</b>	17,00	20,50
S	1	71,60	<b>20,00</b>	20,00	20,00
<b>65 - 79,99 kg</b>					
P	4 275	84,99	<b>26,72</b>	25,09	28,10
O	5 684	86,56	<b>26,94</b>	26,17	28,84
R	961	88,42	<b>26,11</b>	24,57	27,72
C	101	87,96	<b>24,61</b>	22,34	29,07
U	17	89,61	<b>24,27</b>	20,29	26,40
S	55	96,51	<b>25,68</b>	21,42	26,67
<b>80 - 99,99 kg</b>					
>100kg	767	150,70	<b>19,70</b>	17,20	21,18
26 364					



**THIS INFORMATION IS PROTECTED AGAINST COPYING OR DISTRIBUTION WITHOUT PRIOR PERMISSION FROM THE RMAA BOARD.**

**FOR ENQUIRIES, PLEASE CONTACT RMAA AT TEL (012) 349 1237/8 or [marketing@maa.co.za](mailto:marketing@maa.co.za)**

Disclaimer: In no event shall the RMAA be liable for any direct, special, indirect or consequential damages, or any other damages of any kind, including but not limited to loss of use, loss of profits, or loss of data, whether in an action in contract, tort (including but not limited to negligence), or otherwise, arising out of or in any way connected with the use of this information. While the RMAA takes great care in compiling the contents of this page, it is nevertheless only meant to provide non-binding general information and cannot replace detailed individual advice to help the prospective buyer make his decision. The RMAA does not guarantee that the information on these pages is up-to-date, accurate and complete.