

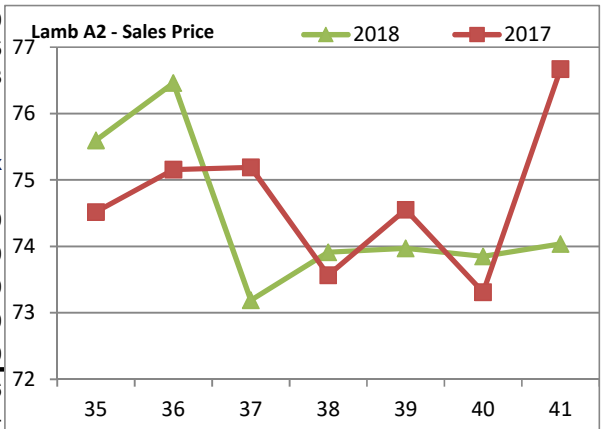
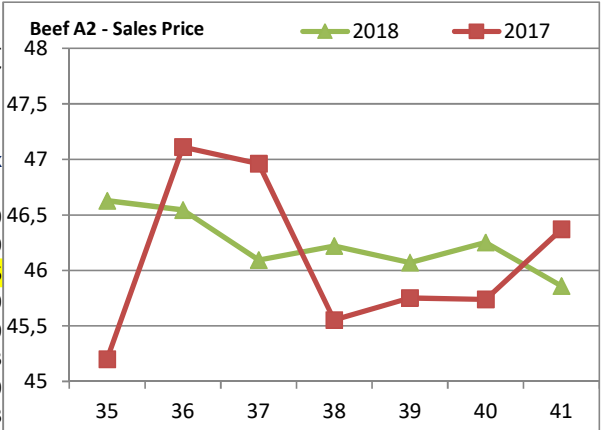
## NATIONAL SOUTH AFRICAN PRICE INFORMATION FOR WEEK Week 41

From 2018/10/08 To 2018/10/14

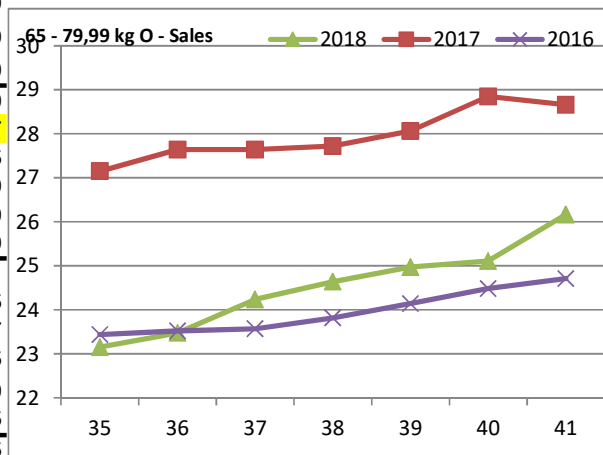
Class	Units	Avg Mass	Avg Purch	Avg Selling	Selling Min	Selling Max
<b>CATTLE</b>						
A2	6 942	274,80	<b>45,49</b>	<b>45,86</b>	43,99	46,87
A3	1 041	290,15	<b>45,65</b>	<b>46,14</b>	45,40	47,18
AB2	456	275,65	<b>44,43</b>	<b>44,81</b>	43,56	46,05
AB3	106	311,73	<b>44,17</b>	<b>45,05</b>	43,95	46,15
B2	350	269,36	<b>40,47</b>	<b>42,49</b>	40,31	44,36
B3	149	297,13	<b>40,54</b>	<b>42,91</b>	41,78	44,01
C2	1 623	273,94	<b>39,58</b>	<b>40,76</b>	39,34	42,24
C3	647	299,29	<b>39,58</b>	<b>41,34</b>	39,89	42,17
11 314						

Hide Feedlot	Weighted	5,19
Hide Field	Average	4,82
Dorper	ea	31,25
Merino	ea	92,87

Class	Units	Avg Mass	Avg Purch	Avg Selling	Selling Min	Selling Max
<b>LAMB/SHEEP</b>						
A0	21	13,04	<b>54,10</b>	<b>62,50</b>	60,60	69,00
A1	208	14,39	<b>73,39</b>	<b>70,13</b>	68,51	75,00
A2	6 437	22,04	<b>74,18</b>	<b>74,04</b>	71,51	81,55
A3	583	24,31	<b>75,25</b>	<b>74,11</b>	71,10	82,10
A4	22	22,84	<b>70,05</b>	<b>68,41</b>	62,58	78,50
A5	2	19,40	<b>57,73</b>	<b>53,83</b>	53,83	53,83
A6	10	24,85	<b>62,25</b>	<b>57,99</b>	52,28	77,50
AB2	77	23,17	<b>69,79</b>	<b>70,76</b>	63,56	73,48
AB3	20	28,97	<b>72,16</b>	<b>73,56</b>	73,23	74,36
B2	87	23,76	<b>64,44</b>	<b>66,86</b>	59,11	70,26
B3	9	28,50	<b>60,75</b>	<b>64,96</b>	55,15	68,00
C2	566	25,51	<b>61,45</b>	<b>64,10</b>	54,15	71,75
C3	120	29,73	<b>59,01</b>	<b>60,80</b>	53,92	71,88
8 162						



Class	Units	Avg Mass	Avg Purch	Purch Min	Purch Max
<b>PIGS</b>					
P	1 699	50,34	<b>28,17</b>	24,62	29,50
O	75	50,29	<b>28,07</b>	23,74	29,50
R	10	49,98	<b>27,89</b>	25,00	29,00
C	2	53,10	<b>23,42</b>	17,00	28,50
S	1	32,20	<b>26,10</b>	26,10	26,10
<b>20 - 55,99 kg</b>					
P	1 415	61,69	<b>26,95</b>	24,68	28,46
O	166	62,18	<b>27,04</b>	25,69	28,24
R	24	62,63	<b>25,83</b>	22,70	26,88
C	2	59,70	<b>17,00</b>	17,00	17,00
U	1	56,20	<b>15,00</b>	15,00	15,00
S	3	65,67	<b>19,47</b>	16,00	26,10
<b>56 - 64,99 kg</b>					
P	7 900	74,45	<b>26,15</b>	23,79	27,50
O	2 134	76,27	<b>26,16</b>	24,62	27,27
R	209	76,84	<b>25,16</b>	24,19	26,75
C	21	75,55	<b>22,57</b>	17,63	26,20
U	7	73,01	<b>26,21</b>	26,10	26,50
S	2	85,55	<b>26,33</b>	26,10	26,50
<b>65 - 79,99 kg</b>					
P	3 482	84,86	<b>24,97</b>	21,40	26,41
O	5 448	85,97	<b>25,40</b>	23,77	26,65
R	719	87,49	<b>24,79</b>	23,45	26,37
C	56	84,94	<b>24,50</b>	21,10	27,25
U	2	83,45	<b>23,20</b>	21,00	25,40
S	93	96,33	<b>24,22</b>	22,75	27,25
<b>80 - 99,99 kg</b>					
>100kg	1 053	137,47	<b>19,85</b>	16,84	21,55
24 524					



**THIS INFORMATION IS PROTECTED AGAINST COPYING OR DISTRIBUTION WITHOUT PRIOR PERMISSION FROM THE RMAA BOARD.**

**FOR ENQUIRIES, PLEASE CONTACT RMAA AT TEL (012) 349 1237/8 or [marketing@rmaa.co.za](mailto:marketing@rmaa.co.za)**

Disclaimer: In no event shall the RMAA be liable for any direct, special, indirect or consequential damages, or any other damages of any kind, including but not limited to loss of use, loss of profits, or loss of data, whether in an action in contract, tort (including but not limited to negligence), or otherwise, arising out of or in any way connected with the use of this information. While the RMAA takes great care in compiling the contents of this page, it is nevertheless only meant to provide non-binding general information and cannot replace detailed individual advice to help the prospective buyer make his decision. The RMAA does not guarantee that the information on these pages is up-to-date, accurate and complete.