

NATIONAL SOUTH AFRICAN PRICE INFORMATION FOR WEEK Week 38

Class Units Avg Mass Avg Purch Avg Selling Selling Min Selling Max
CATTLE Weighted 20%

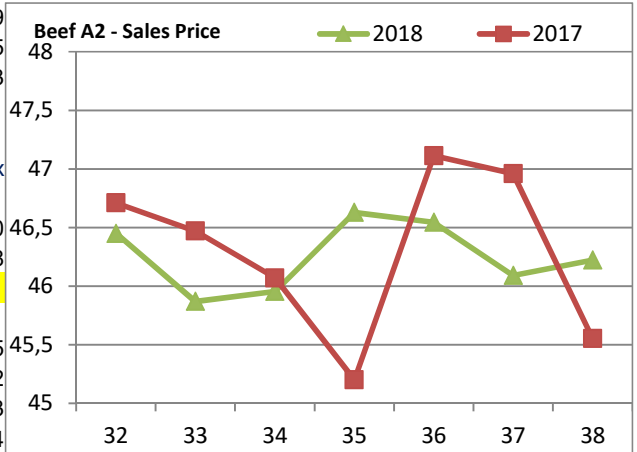
From 2018/09/17 To 2018/09/23

Class	Units	Avg Mass	Avg Purch	Avg Selling	Selling Min	Selling Max
A2	9 397	277,22	45,77	46,22	45,47	47,26
A3	1 495	297,02	45,73	46,41	45,71	47,24
AB2	511	277,57	44,59	44,88	43,35	45,90
AB3	135	277,45	44,38	45,07	43,82	46,06
B2	507	271,91	42,13	42,79	41,38	43,74
B3	110	299,68	41,69	42,72	41,79	43,99
C2	1 731	271,29	40,02	40,74	39,43	42,15
C3	597	295,53	39,86	41,28	40,37	42,13
	14 483					

Hide Feedlot	Weighted	6,19
Hide Field	Average	5,48
Dorper	ea	30,00
Merino	ea	95,02

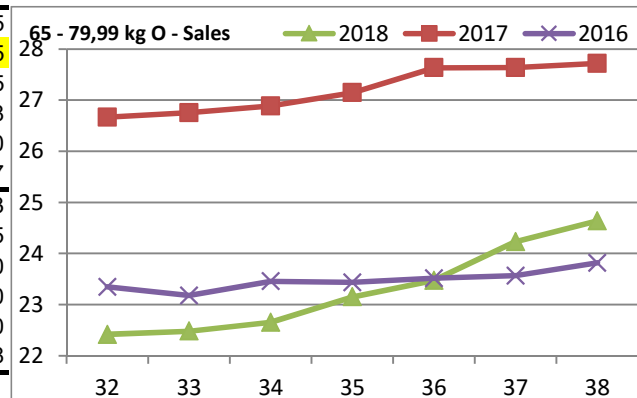
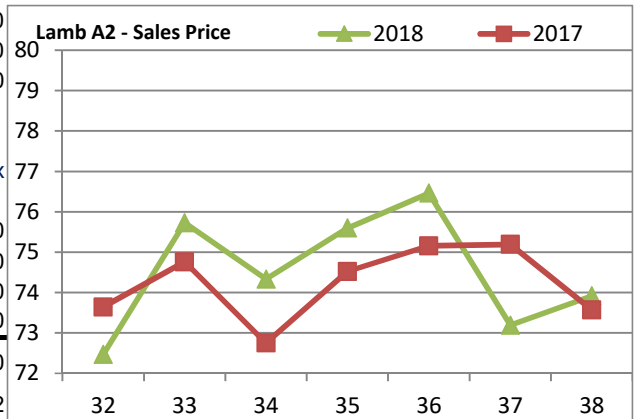
Class Units Avg Mass Avg Purch Avg Selling Selling Min Selling Max
LAMB/SHEEP Weighted 20%

Class	Units	Avg Mass	Avg Purch	Avg Selling	Selling Min	Selling Max
A0	17	11,22	50,48	65,75	60,42	72,00
A1	328	15,13	76,77	70,07	68,09	75,88
A2	7 928	21,41	76,54	73,91	71,20	82,31
A3	1 086	22,50	76,43	72,99	70,90	80,21
A4	272	21,16	67,59	63,74	62,45	68,15
A5	60	21,90	62,21	60,46	53,71	70,12
A6	114	21,02	64,26	53,46	52,08	67,23
AB2	49	21,38	64,51	69,11	62,45	72,14
AB3	7	23,87	60,77	66,31	62,02	71,00
B2	86	25,65	64,55	68,99	61,63	72,50
B3	8	29,91	59,26	65,76	59,56	68,00
C2	790	25,86	61,24	65,23	59,83	72,50
C3	119	29,63	62,63	66,09	53,87	72,50
	10 864					



Class Units Avg Mass Avg Purch Purch Min Purch Max
PIGS Weighted 20%

Class	Units	Avg Mass	Avg Purch	Purch Min	Purch Max
P	1 588	52,37	25,71	23,03	26,50
O	65	53,70	24,92	18,38	26,50
R	18	51,62	24,51	21,63	26,00
C	2	57,70	23,94	22,00	25,50
20 - 55,99 kg					
P	772	61,21	24,79	23,24	25,50
O	112	62,18	25,14	23,95	25,52
R	11	63,89	25,00	24,55	25,10
56 - 64,99 kg					
P	6 707	74,10	24,28	22,65	26,35
O	2 461	75,98	24,64	22,89	26,95
R	246	76,49	24,28	21,87	27,25
C	50	73,31	22,68	20,50	24,28
U	6	66,83	20,37	16,00	24,60
S	81	101,84	20,54	20,51	20,77
65 - 79,99 kg					
P	3 075	84,27	23,87	23,69	24,03
O	5 433	86,18	23,58	23,11	23,95
R	758	87,82	22,31	20,90	23,90
C	43	88,48	21,83	19,63	23,90
U	3	86,50	23,90	23,90	23,90
S	93	97,83	21,21	20,51	21,58
80 - 99,99 kg					
>100kg	1 066	138,32	17,91	15,69	19,91
	22 590				



**THIS INFORMATION IS PROTECTED AGAINST COPYING OR DISTRIBUTION WITHOUT PRIOR PERMISSION FROM THE RMAA BOARD.
 FOR ENQUIRIES, PLEASE CONTACT RMAA AT TEL (012) 349 1237/8 or marketing@rmaa.co.za**

Disclaimer: In no event shall the RMAA be liable for any direct, special, indirect or consequential damages, or any other damages of any kind, including but not limited to loss of use, loss of profits, or loss of data, whether in an action in contract, tort (including but not limited to negligence), or otherwise, arising out of or in any way connected with the use of this information. While the RMAA takes great care in compiling the contents of this page, it is nevertheless only meant to provide non-binding general information and cannot replace detailed individual advice to help the prospective buyer make his decision. The RMAA does not guarantee that the information on these pages is up-to-date, accurate and complete.