

NATIONAL SOUTH AFRICAN PRICE INFORMATION FOR WEEK Week 35

From 2018/08/27 To 2018/09/02

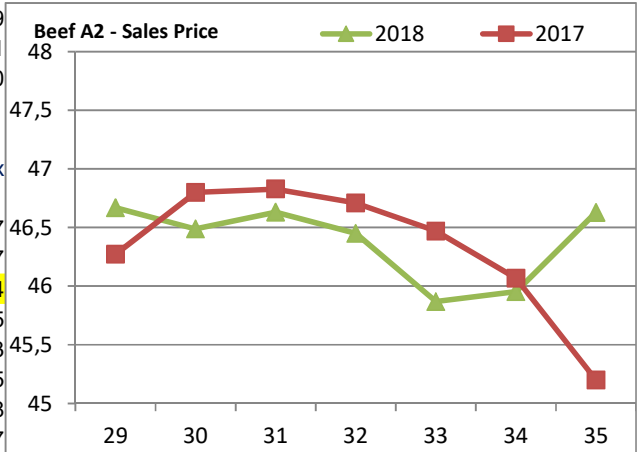
Class Units Avg Mass Avg Purch Avg Selling Selling Min Selling Max
CATTLE Weighted 20%

Class	Units	Avg Mass	Avg Purch	Avg Selling	Selling Min	Selling Max
A2	9 737	275,88	46,17	46,63	45,89	47,99
A3	1 537	289,95	46,16	46,64	45,94	48,06
AB2	520	279,71	45,09	45,32	43,73	46,47
AB3	97	294,97	44,88	45,44	43,92	46,90
B2	413	262,55	42,09	43,29	42,20	44,45
B3	137	301,66	40,93	43,27	42,60	44,49
C2	1 884	264,34	40,18	41,01	39,94	42,51
C3	693	292,82	39,84	41,65	40,35	42,50
	15 018					

Hide Feedlot	Weighted	4,95
Hide Field	Average	4,15
Dorper	ea	35,45
Merino	ea	95,18

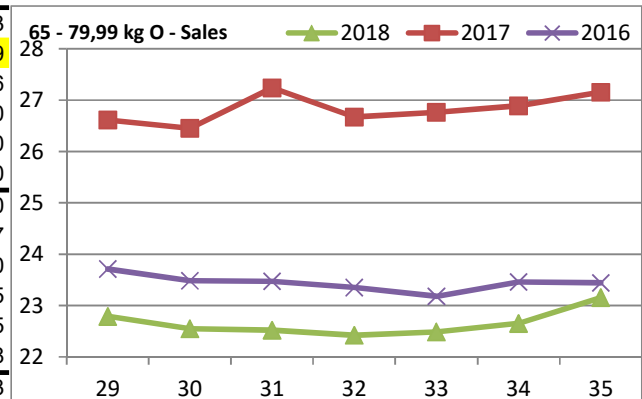
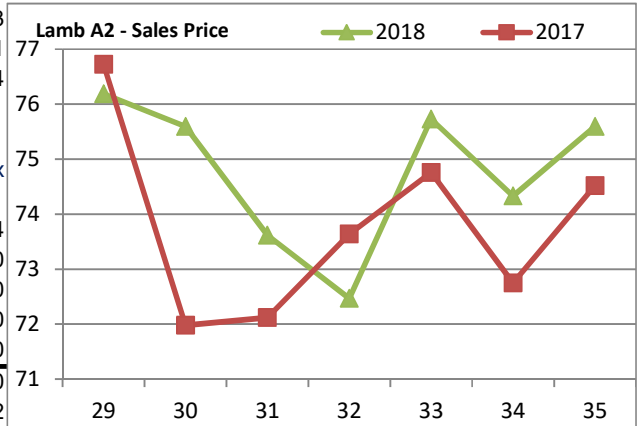
Class Units Avg Mass Avg Purch Avg Selling Selling Min Selling Max
LAMB/SHEEP Weighted 20%

Class	Units	Avg Mass	Avg Purch	Avg Selling	Selling Min	Selling Max
A0	75	11,75	55,51	59,28	50,00	72,47
A1	606	14,09	79,46	75,58	66,91	81,07
A2	8 113	20,66	79,84	75,60	70,74	83,24
A3	1 759	21,95	79,89	75,65	70,69	83,65
A4	503	21,66	69,25	66,57	62,39	74,33
A5	169	20,93	62,22	58,40	53,53	68,75
A6	166	20,30	63,41	56,53	51,94	63,88
AB2	323	18,19	62,68	65,39	59,00	75,77
AB3	73	19,77	63,94	66,24	60,00	80,00
B2	442	22,11	62,59	65,78	56,93	71,03
B3	47	20,29	56,59	57,26	55,46	59,33
C2	1 202	23,69	60,61	62,63	54,45	67,41
C3	194	27,29	58,75	57,53	53,21	66,64
	13 672					



Class Units Avg Mass Avg Purch Purch Min Purch Max
PIGS Weighted 20%

Class	Units	Avg Mass	Avg Purch	Purch Min	Purch Max
P	1 805	51,42	24,56	22,76	25,14
O	82	51,29	24,24	21,55	25,00
R	20	51,46	19,28	15,00	24,50
C	5	46,65	15,00	15,00	15,00
U	3	50,68	15,00	15,00	15,00
56 - 64,9 kg					
P	1 388	60,98	23,36	22,26	24,00
O	106	61,95	23,34	22,14	24,22
R	13	62,90	21,83	19,50	23,05
65 - 79,99 kg					
P	8 448	74,67	22,73	22,01	25,03
O	2 750	77,15	23,15	21,77	26,09
R	276	75,97	23,14	20,50	26,96
C	49	74,42	22,99	18,70	26,00
U	7	65,96	18,49	15,00	20,50
S	3	82,82	20,38	16,50	24,00
80 - 99,99 kg					
P	3 535	84,87	21,98	21,58	22,70
O	5 682	87,15	21,54	21,14	22,27
R	1 056	88,96	20,12	19,10	21,90
C	71	90,40	18,25	17,22	21,65
U	5	88,72	17,80	15,50	21,65
S	49	106,95	20,11	20,05	20,38
>100kg	1 093	137,65	16,59	15,06	18,13
	26 446				



THIS INFORMATION IS PROTECTED AGAINST COPYING OR DISTRIBUTION WITHOUT PRIOR PERMISSION FROM THE RMAA BOARD.

FOR ENQUIRIES, PLEASE CONTACT RMAA AT TEL (012) 349 1237/8 or marketing@rmaa.co.za

Disclaimer: In no event shall the RMAA be liable for any direct, special, indirect or consequential damages, or any other damages of any kind, including but not limited to loss of use, loss of profits, or loss of data, whether in an action in contract, tort (including but not limited to negligence), or otherwise, arising out of or in any way connected with the use of this information. While the RMAA takes great care in compiling the contents of this page, it is nevertheless only meant to provide non-binding general information and cannot replace detailed individual advice to help the prospective buyer make his decision. The RMAA does not guarantee that the information on these pages is up-to-date, accurate and complete.