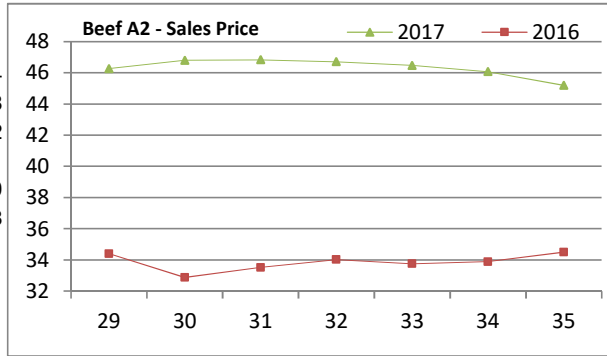


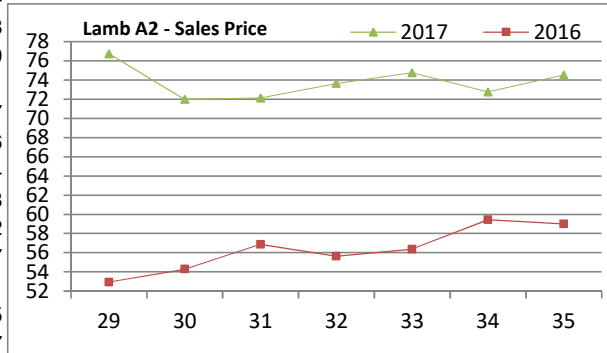
# NATIONAL SOUTH AFRICAN PRICE INFORMATION FOR WEEK Week 35

From 2017/08/28 To 2017/09/03

Class	Units	Avg Mass	Avg Purch Price	Avg Selling Price	Selling min	Selling max
<b>CATTLE</b>						
A2	11603	260,52	<b>46,95</b>	<b>45,20</b>	38,19	48,21
A3	1201	273,67	<b>47,01</b>	<b>46,22</b>	44,44	48,34
AB2	768	264,47	<b>45,81</b>	<b>45,82</b>	42,76	47,98
AB3	115	281,56	<b>45,73</b>	<b>45,07</b>	42,91	47,62
B2	604	252,78	<b>42,76</b>	<b>42,85</b>	40,31	44,51
B3	193	267,67	<b>42,76</b>	<b>38,89</b>	41,93	44,30
C2	1610	261,31	<b>41,32</b>	<b>40,91</b>	37,71	42,48
C3	707	281,38	<b>41,40</b>	<b>41,31</b>	38,45	42,51
16 801						

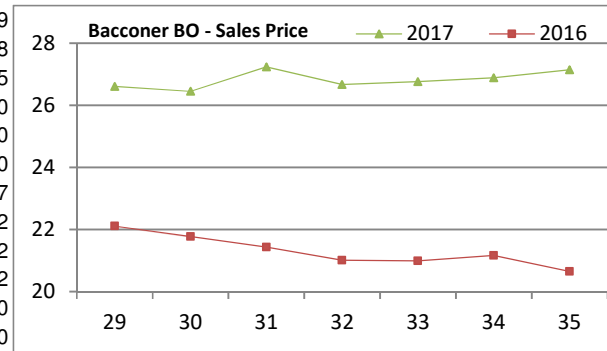


Class	Units	Avg Mass	Avg Purch Price	Avg Selling Price	Selling min	Selling max
<b>LAMB/SHEEP</b>						
A0	278	13,75	<b>67,89</b>	<b>64,51</b>	56,62	67,14
A1	1487	15,80	<b>77,97</b>	<b>76,05</b>	69,20	78,68
A2	11067	19,53	<b>79,33</b>	<b>74,52</b>	67,20	81,29
A3	1544	22,11	<b>79,72</b>	<b>73,45</b>	66,99	83,71
A4	310	23,98	<b>72,19</b>	<b>64,92</b>	58,55	78,57
A5	53	23,86	<b>67,75</b>	<b>67,32</b>	50,58	85,36
A6	51	24,07	<b>66,42</b>	<b>62,16</b>	49,99	69,94
AB2	305	23,40	<b>69,71</b>	<b>69,35</b>	61,07	73,48
AB3	36	27,09	<b>68,12</b>	<b>63,61</b>	56,61	72,02
B2	477	24,63	<b>64,06</b>	<b>66,00</b>	61,63	71,47
B3	84	28,59	<b>64,02</b>	<b>64,60</b>	60,12	68,81
C2	1951	24,69	<b>60,52</b>	<b>62,08</b>	57,67	66,25
C3	319	27,44	<b>62,41</b>	<b>60,77</b>	52,67	65,37
17 962						



Class	Units	Avg Mass	Avg Purch Price	Purch Min	Purch Max
<b>PIGS</b>					
PP	1935	53,54	<b>26,58</b>	25,36	29,97
PO	129	52,12	<b>26,68</b>	24,84	29,54
PR	31	45,40	<b>25,40</b>	21,67	27,75
PC	6	47,59	<b>25,86</b>	20,00	29,00
PS	6	155,73	<b>17,66</b>	17,50	20,50
CP	694	60,68	<b>28,24</b>	26,66	29,47
CO	59	61,20	<b>27,39</b>	26,52	29,00
CR	4	61,33	<b>26,19</b>	26,00	26,26
CC	2	63,09	<b>20,95</b>	20,50	21,47
BP	5540	74,19	<b>27,03</b>	24,13	30,19
BO	1650	76,24	<b>27,15</b>	25,80	29,28
BR	160	78,26	<b>25,90</b>	24,04	27,55
BC	27	76,82	<b>24,71</b>	21,03	30,00
BU	6	71,01	<b>23,37</b>	19,50	25,50
BS	17	91,79	<b>23,28</b>	20,00	24,50
HP	2647	86,61	<b>25,80</b>	22,03	27,27
HO	3994	88,60	<b>26,94</b>	26,37	28,92
HR	874	90,22	<b>25,72</b>	25,07	27,62
HC	42	89,82	<b>21,61</b>	20,98	23,12
HU	7	87,13	<b>20,40</b>	20,40	20,40
HS	3	95,40	<b>18,50</b>	18,50	18,50
SAU	551	131,97	<b>20,31</b>	16,01	24,78
SAB	355	104,42	<b>21,84</b>	10,41	24,81
18 739					

Hide	Feedlot	14,30
	Veldt	14,31
Dorper	ea	41,82
Merino	ea	100,83



THIS INFORMATION IS PROTECTED AGAINST COPYING OR DISTRIBUTION WITHOUT PRIOR PERMISSION FROM THE RMAA BOARD.

FOR ENQUIRIES, PLEASE CONTACT RMAA AT TEL (012) 349 1237/8 or [priceinformation@rmaa.co.za](mailto:priceinformation@rmaa.co.za)

Disclaimer: In no event shall the RMAA be liable for any direct, special, indirect or consequential damages, or any other damages of any kind, including but not limited to loss of use, loss of profits, or loss of data, whether in an action in contract, tort (including but not limited to negligence), or otherwise, arising out of or in any way connected with the use of this information. While the RMAA takes great care in compiling the contents of this page, it is nevertheless only meant to provide non-binding general information and cannot replace detailed individual advice to help the prospective buyer make his decision. The RMAA does not guarantee that the information on these pages is up-to-date, accurate and complete.