

NATIONAL SOUTH AFRICAN PRICE INFORMATION FOR WEEK Week 34

From 2018/08/20 To 2018/08/26

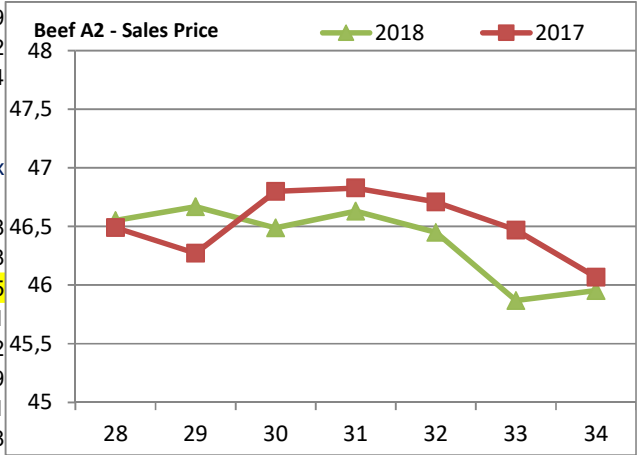
CATTLE
 Class Units Avg Mass Avg Purch Avg Selling Selling Min Selling Max
 Weighted 20%

Class	Units	Avg Mass	Avg Purch	Avg Selling	Selling Min	Selling Max
A2	7 996	278,26	46,12	45,95	44,39	46,77
A3	1 108	294,74	46,12	46,04	44,91	47,06
AB2	420	274,91	44,88	45,85	44,32	47,97
AB3	87	298,46	44,97	45,73	44,84	47,35
B2	560	273,20	41,79	43,14	41,99	43,99
B3	110	303,42	41,26	43,08	41,92	43,99
C2	1 874	266,26	40,15	41,23	39,87	43,12
C3	722	294,81	40,18	42,07	40,25	43,24
	12 877					

Hide Feedlot	Weighted	4,79
Hide Field	Average	4,13
Dorper	ea	33,13
Merino	ea	96,88

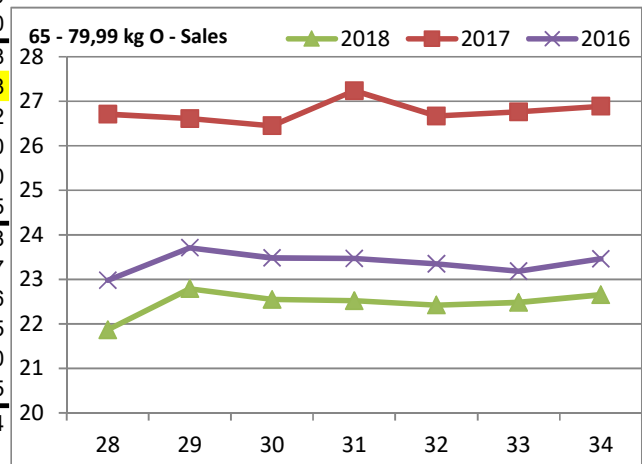
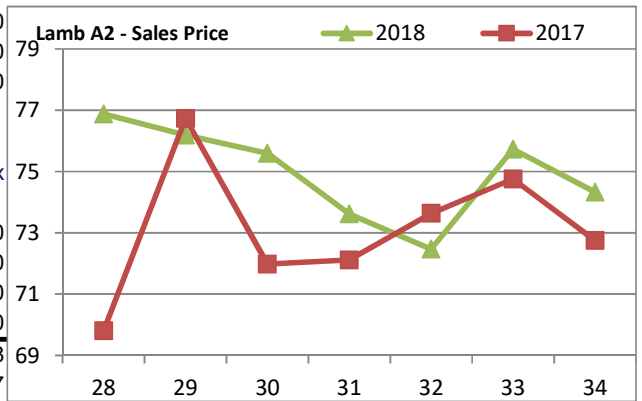
LAMB/SHEEP
 Class Units Avg Mass Avg Purch Avg Selling Selling Min Selling Max
 Weighted 20%

Class	Units	Avg Mass	Avg Purch	Avg Selling	Selling Min	Selling Max
A0	19	12,67	67,64	66,34	60,25	70,48
A1	189	14,48	78,69	70,93	68,13	78,28
A2	4 777	21,11	78,73	74,33	71,07	80,25
A3	974	23,21	79,01	71,56	70,16	77,31
A4	295	23,26	68,21	64,70	62,31	71,52
A5	121	22,07	63,72	56,83	53,49	69,29
A6	150	22,47	64,25	52,92	50,89	59,71
AB2	192	21,89	66,70	65,34	62,88	74,78
AB3	3	29,73	66,19	67,88	61,86	72,00
B2	58	24,75	66,16	67,25	59,25	69,64
B3	5	30,88	59,52	59,92	50,28	70,00
C2	393	26,21	63,18	63,85	57,53	67,40
C3	86	31,73	60,53	61,96	55,05	67,00
	7 262					



PIGS
 Class Units Avg Mass Avg Purch Purch Min Purch Max
 Weighted 20%

Class	Units	Avg Mass	Avg Purch	Purch Min	Purch Max
P	1 557	52,36	24,31	22,88	25,00
O	108	51,11	24,06	23,32	25,00
R	11	50,99	22,67	19,75	24,50
C	5	58,46	22,66	19,70	24,00
20 - 55,99 kg					
P	1 097	61,48	22,87	21,90	23,28
O	118	61,94	23,00	22,13	23,47
R	26	60,78	23,00	21,20	23,91
C	1	64,10	16,00	16,00	16,00
S	1	63,40	18,00	18,00	18,00
56 - 64,99 kg					
P	7 619	74,62	22,35	21,39	23,98
O	2 680	77,20	22,65	21,22	24,68
R	176	77,83	21,33	20,26	23,12
C	44	78,61	21,52	17,26	24,50
U	4	76,63	17,29	16,25	21,00
S	4	85,90	14,14	12,90	16,25
65 - 79,99 kg					
P	3 836	85,02	21,77	21,31	22,08
O	5 616	87,42	21,37	20,97	21,87
R	929	88,33	20,68	18,81	25,46
C	43	90,63	18,92	16,85	21,65
U	11	84,45	21,44	15,88	24,00
S	90	101,42	19,56	18,88	21,35
80 - 99,99 kg					
>100kg	1 007	135,98	16,76	15,14	18,44
	24 983				



THIS INFORMATION IS PROTECTED AGAINST COPYING OR DISTRIBUTION WITHOUT PRIOR PERMISSION FROM THE RMAA BOARD.

FOR ENQUIRIES, PLEASE CONTACT RMAA AT TEL (012) 349 1237/8 or marketing@rmaa.co.za

Disclaimer: In no event shall the RMAA be liable for any direct, special, indirect or consequential damages, or any other damages of any kind, including but not limited to loss of use, loss of profits, or loss of data, whether in an action in contract, tort (including but not limited to negligence), or otherwise, arising out of or in any way connected with the use of this information. While the RMAA takes great care in compiling the contents of this page, it is nevertheless only meant to provide non-binding general information and cannot replace detailed individual advice to help the prospective buyer make his decision. The RMAA does not guarantee that the information on these pages is up-to-date, accurate and complete.