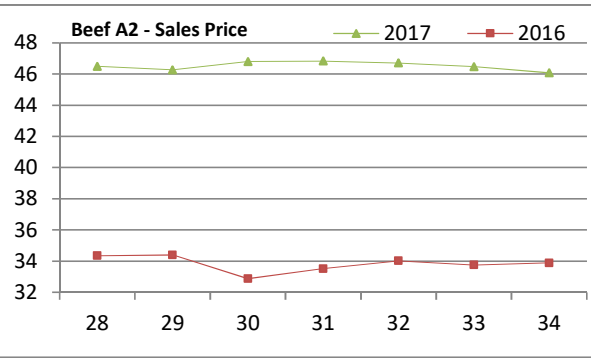


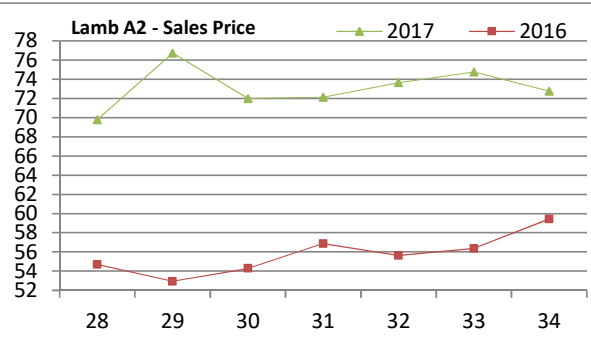
# NATIONAL SOUTH AFRICAN PRICE INFORMATION FOR WEEK Week 34

From 2017/08/21 To 2017/08/27

Class	Units	Avg Mass	Avg Purch Price	Avg Selling Price	Selling min	Selling max
<b>CATTLE</b>						
A2	14456	262,70	<b>46,63</b>	<b>46,07</b>	44,48	47,82
A3	1133	276,19	<b>46,74</b>	<b>46,17</b>	44,03	47,95
AB2	764	256,51	<b>45,63</b>	<b>45,93</b>	43,24	47,77
AB3	152	264,51	<b>45,72</b>	<b>45,82</b>	43,44	48,18
B2	588	254,88	<b>42,48</b>	<b>43,43</b>	38,34	47,53
B3	159	266,97	<b>42,94</b>	<b>43,78</b>	41,74	45,91
C2	1607	254,10	<b>41,57</b>	<b>41,00</b>	38,28	43,35
C3	741	277,05	<b>41,35</b>	<b>41,59</b>	39,03	43,41
	19 600					

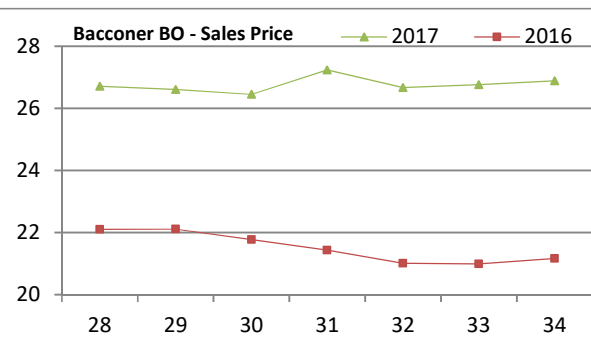


Class	Units	Avg Mass	Avg Purch Price	Avg Selling Price	Selling min	Selling max
<b>LAMB/SHEEP</b>						
A0	246	15,02	<b>68,54</b>	<b>66,63</b>	60,50	69,00
A1	827	16,13	<b>78,37</b>	<b>77,00</b>	73,60	78,54
A2	10590	20,68	<b>79,18</b>	<b>72,75</b>	67,21	79,97
A3	1368	23,06	<b>79,08</b>	<b>71,61</b>	66,80	80,72
A4	243	24,98	<b>70,67</b>	<b>64,57</b>	58,42	79,96
A5	36	24,31	<b>63,89</b>	<b>59,74</b>	50,45	71,28
A6	39	22,65	<b>69,34</b>	<b>66,86</b>	49,95	79,50
AB2	380	22,69	<b>72,11</b>	<b>62,69</b>	58,13	73,33
AB3	164	24,93	<b>73,38</b>	<b>56,63</b>	55,04	62,57
B2	287	24,19	<b>63,70</b>	<b>66,76</b>	59,51	71,90
B3	101	26,96	<b>63,73</b>	<b>65,62</b>	55,51	70,25
C2	1134	25,31	<b>61,30</b>	<b>61,60</b>	50,67	66,91
C3	302	29,20	<b>62,16</b>	<b>58,60</b>	49,17	65,40
	15 717					



PIGS	Units	Avg Mass	Avg Purch Price	Purch Min	Purch Max
PP	2151	53,36	<b>26,68</b>	25,44	29,61
PO	120	53,52	<b>26,63</b>	24,58	29,27
PR	34	49,73	<b>26,27</b>	22,32	29,16
PC	5	52,32	<b>24,40</b>	20,00	29,16
PU	3	45,67	<b>25,00</b>	25,00	25,00
PS	6	162,10	<b>17,52</b>	17,50	18,00
CP	1101	61,47	<b>28,13</b>	26,43	29,42
CO	103	62,85	<b>28,29</b>	26,49	29,55
CR	4	62,61	<b>27,08</b>	26,03	28,30
CC	1	63,44	<b>21,47</b>	21,47	21,47
BP	5387	74,56	<b>26,85</b>	24,33	28,82
BO	1741	76,72	<b>26,89</b>	25,71	28,50
BR	150	77,88	<b>25,67</b>	23,74	27,32
BC	23	77,37	<b>24,26</b>	20,38	29,50
BU	6	77,535	<b>22,29</b>	17,50	25,00
BS	3	86,93	<b>23,46</b>	22,00	27,60
HP	3983	86,30	<b>26,48</b>	26,22	26,73
HO	5635	87,81	<b>26,68</b>	26,22	27,84
HR	926	90,42	<b>25,57</b>	24,62	27,62
HC	83	92,30	<b>21,38</b>	20,31	24,35
HU	9	88,79	<b>20,40</b>	20,40	20,40
HS	39	100,17	<b>21,45</b>	17,94	26,58
SAU	759	136,12	<b>20,04</b>	16,45	24,69
SAB	259	105,29	<b>22,53</b>	18,48	24,96
	22 531				

Hide	Feedlot	14,63
	Veldt	14,67
Dorper	ea	44,09
Merino	ea	101,25



**THIS INFORMATION IS PROTECTED AGAINST COPYING OR DISTRIBUTION WITHOUT PRIOR PERMISSION FROM THE RMAA BOARD.**

**FOR ENQUIRIES, PLEASE CONTACT RMAA AT TEL (012) 349 1237/8 or [priceinformation@rmaa.co.za](mailto:priceinformation@rmaa.co.za)**

Disclaimer: In no event shall the RMAA be liable for any direct, special, indirect or consequential damages, or any other damages of any kind, including but not limited to loss of use, loss of profits, or loss of data, whether in an action in contract, tort (including but not limited to negligence), or otherwise, arising out of or in any way connected with the use of this information. While the RMAA takes great care in compiling the contents of this page, it is nevertheless only meant to provide non-binding general information and cannot replace detailed individual advice to help the prospective buyer make his decision. The RMAA does not guarantee that the information on these pages is up-to-date, accurate and complete.