

NATIONAL SOUTH AFRICAN PRICE INFORMATION FOR WEEK Week 29

From 2018/07/16 To 2018/07/22

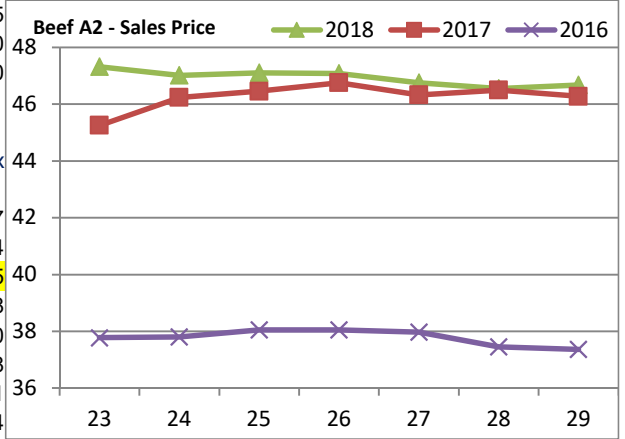
Class Units Avg Mass **Avg Purch** **Avg Selling** Selling Min Selling Max
CATTLE Weighted 20%

Class	Units	Avg Mass	Avg Purch	Avg Selling	Selling Min	Selling Max
A2	9 076	272,60	46,33	46,67	45,86	47,54
A3	1 130	290,84	46,32	46,68	45,81	48,50
AB2	661	268,85	45,56	45,92	44,41	47,10
AB3	119	298,78	45,29	45,59	44,85	46,53
B2	687	272,45	42,25	43,54	41,53	45,05
B3	88	298,08	43,26	43,27	42,35	44,05
C2	1 806	258,80	37,55	41,20	37,73	45,00
C3	657	288,72	37,03	42,22	37,54	45,00
14 224						

Hide Feedlot	Weighted	6,70
Hide Field	Average	6,46
Dorper	ea	40,56
Merino	ea	96,83

Class Units Avg Mass **Avg Purch** **Avg Selling** Selling Min Selling Max
LAMB/SHEEP Weighted 20%

Class	Units	Avg Mass	Avg Purch	Avg Selling	Selling Min	Selling Max
A0	121	12,35	49,35	56,65	54,00	62,67
A1	1 091	14,69	80,22	77,32	67,43	81,04
A2	10 109	20,15	81,62	76,19	70,37	82,95
A3	1 190	21,70	82,18	75,27	70,38	83,18
A4	432	20,75	72,86	67,40	62,01	71,50
A5	92	21,69	69,00	61,04	53,20	66,58
A6	75	22,41	68,44	60,37	51,55	64,01
AB2	205	19,01	64,38	65,54	60,00	77,14
AB3	55	22,53	66,09	67,07	62,72	78,32
B2	476	24,08	67,01	72,91	68,01	74,00
B3	92	26,15	65,51	69,04	57,60	71,76
C2	803	24,25	59,90	61,39	55,48	65,63
C3	236	26,77	59,98	58,96	52,48	62,55
14 977						



Class Units Avg Mass **Avg Purch** Purch Min Purch Max
PIGS Weighted 20%

20 - 55,99 kg

P	1 454	52,50	24,26	21,91	25,12
O	105	50,74	23,08	22,03	25,57
R	23	51,10	20,16	15,85	23,70
C	7	46,78	16,38	13,00	24,00
U	2	45,65	15,94	12,00	22,00
S	1	47,50	24,00	24,00	24,00

56 - 64,99 kg

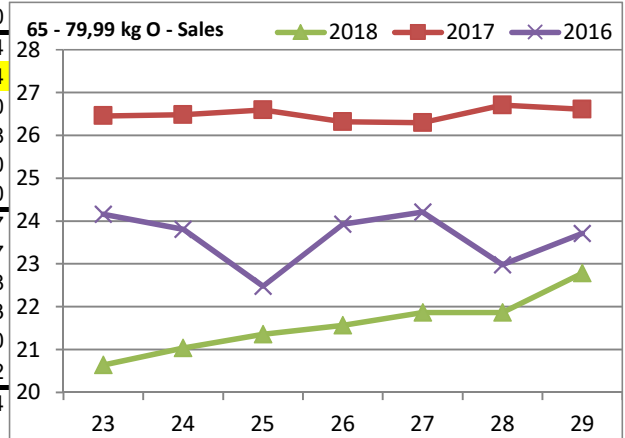
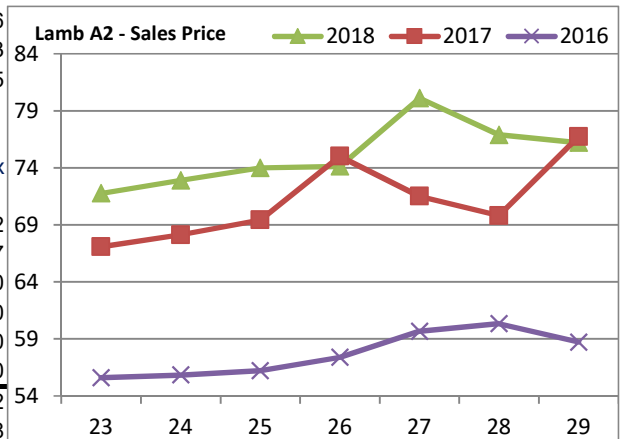
P	709	62,37	21,73	21,00	24,02
O	162	63,06	21,55	21,00	23,78
R	114	62,88	22,22	20,04	23,20
C	3	65,93	17,37	16,00	20,10

65 - 79,99 kg

P	6 728	74,87	22,14	20,73	24,94
O	2 794	76,13	22,79	20,89	27,54
R	260	75,82	22,31	19,98	28,00
C	22	75,29	17,10	13,00	20,78
U	6	74,83	13,65	13,00	16,00
S	31	90,05	16,76	12,00	19,00

80 - 99,99 kg

P	3 509	84,61	20,72	19,20	22,37
O	5 925	86,74	20,13	19,18	21,57
R	895	88,36	18,96	18,38	19,68
C	39	87,98	18,36	15,14	19,63
U	11	87,07	15,38	13,00	19,20
S	48	95,90	17,39	12,00	19,12



>100kg	1 279	133,98	15,89	13,93	17,24
24 127					

THIS INFORMATION IS PROTECTED AGAINST COPYING OR DISTRIBUTION WITHOUT PRIOR PERMISSION FROM THE RMAA BOARD.

FOR ENQUIRIES, PLEASE CONTACT RMAA AT TEL (012) 349 1237/8 or marketing@rmaa.co.za

Disclaimer: In no event shall the RMAA be liable for any direct, special, indirect or consequential damages, or any other damages of any kind, including but not limited to loss of use, loss of profits, or loss of data, whether in an action in contract, tort (including but not limited to negligence), or otherwise, arising out of or in any way connected with the use of this information. While the RMAA takes great care in compiling the contents of this page, it is nevertheless only meant to provide non-binding general information and cannot replace detailed individual advice to help the prospective buyer make his decision. The RMAA does not guarantee that the information on these pages is up-to-date, accurate and complete.