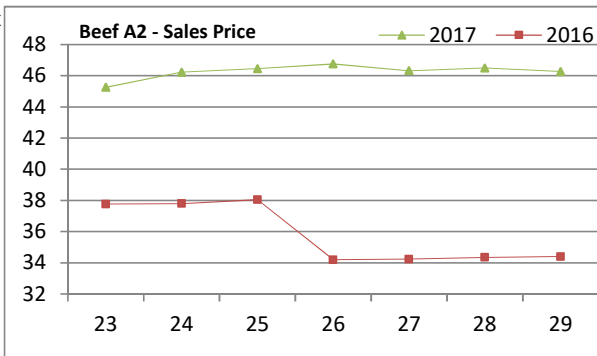


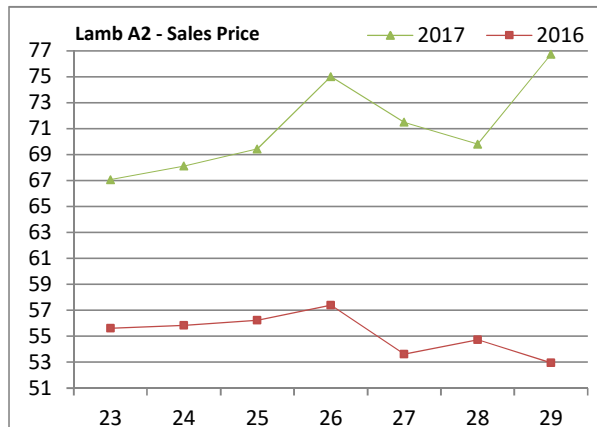
# NATIONAL SOUTH AFRICAN PRICE INFORMATION FOR WEEK Week 29

From 2017/07/17 To 2017/07/23

Class	Units	Avg Mass	Avg Purch Price	Avg Selling Price	Selling min	Selling max
<b>CATTLE</b>						
A2	8733	268,31	<b>45,90</b>	<b>46,27</b>	44,26	47,45
A3	874	282,37	<b>46,40</b>	<b>46,49</b>	44,36	48,68
AB2	679	270,50	<b>45,12</b>	<b>43,83</b>	41,08	46,76
AB3	102	282,29	<b>45,33</b>	<b>44,05</b>	41,00	46,51
B2	522	265,92	<b>42,55</b>	<b>41,07</b>	38,62	44,39
B3	95	281,15	<b>42,16</b>	<b>42,82</b>	39,10	45,58
C2	1607	254,31	<b>41,02</b>	<b>40,23</b>	37,42	42,55
C3	369	281,12	<b>41,37</b>	<b>41,73</b>	38,47	44,04
12 981						

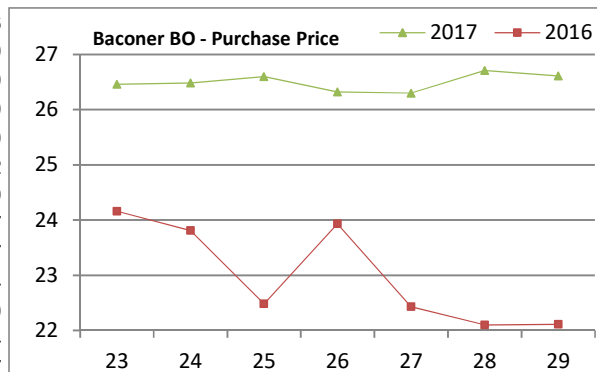


Class	Units	Avg Mass	Avg Purch Price	Avg Selling Price	Selling min	Selling max
<b>LAMB/SHEEP</b>						
A0	184	12,80	<b>63,98</b>	<b>64,83</b>	55,18	67,27
A1	716	16,46	<b>74,81</b>	<b>74,19</b>	72,71	75,18
A2	10374	20,11	<b>76,57</b>	<b>76,73</b>	74,37	78,66
A3	1971	23,35	<b>77,71</b>	<b>77,74</b>	73,32	78,81
A4	523	23,21	<b>67,54</b>	<b>67,52</b>	67,25	68,74
A5	140	23,77	<b>58,93</b>	<b>59,55</b>	58,78	61,06
A6	167	22,76	<b>59,25</b>	<b>59,34</b>	59,16	60,06
AB2	178	21,50	<b>70,04</b>	<b>68,31</b>	60,66	69,65
AB3	13	27,53	<b>67,95</b>	<b>68,74</b>	67,00	71,00
B2	223	23,99	<b>60,35</b>	<b>61,70</b>	55,61	68,95
B3	31	26,76	<b>59,44</b>	<b>61,75</b>	52,47	67,90
C2	923	25,08	<b>57,66</b>	<b>61,05</b>	56,74	63,20
C3	225	29,72	<b>57,58</b>	<b>58,98</b>	52,43	62,83
15 668						



Class	Units	Avg Mass	Avg Purch Price	Purch Min	Purch Max
<b>PIGS</b>					
PP	2247	52,66	<b>26,30</b>	24,83	28,46
PO	146	53,26	<b>26,41</b>	25,31	27,66
PR	20	51,62	<b>24,52</b>	20,75	26,75
PC	9	48,21	<b>23,57</b>	20,00	28,00
PS	6	156,27	<b>17,60</b>	17,00	28,00
CP	1315	61,76	<b>26,98</b>	26,06	27,68
CO	208	62,11	<b>26,71</b>	26,42	27,33
CR	43	62,22	<b>26,47</b>	25,58	27,00
CC	3	64,90	<b>25,60</b>	25,60	25,60
CU	1	60,40	<b>25,60</b>	25,60	25,60
BP	6458	73,50	<b>26,26</b>	23,79	28,33
BO	2477	73,56	<b>26,61</b>	25,22	28,46
BR	321	75,83	<b>26,18</b>	24,62	28,20
BC	36	75,42	<b>23,65</b>	20,84	28,00
BU	13	77,88	<b>21,60</b>	19,29	25,60
BS	4	85,73	<b>21,35</b>	16,03	25,60
HP	4507	86,24	<b>25,36</b>	23,15	26,32
HO	5082	87,92	<b>25,44</b>	23,93	26,19
HR	1168	89,71	<b>25,11</b>	24,57	25,97
HC	120	89,99	<b>20,98</b>	19,79	23,37
HU	25	88,31	<b>19,88</b>	17,11	23,24
HS	23	94,44	<b>18,74</b>	15,97	24,10
SAU	836	133,71	<b>19,81</b>	16,38	24,24
SAB	276	105,35	<b>21,36</b>	12,30	24,57
25 344					

Hide	Feedlot	15,07
	Veldt	15,08
Dorper	ea	43,64
Merino	ea	97,50



**THIS INFORMATION IS PROTECTED AGAINST COPYING OR DISTRIBUTION WITHOUT PRIOR PERMISSION FROM THE RMAA BOARD.**

**FOR ENQUIRIES, PLEASE CONTACT RMAA AT TEL (012) 349 1237/8 or [priceinformation@rmaa.co.za](mailto:priceinformation@rmaa.co.za)**

Disclaimer: In no event shall the RMAA be liable for any direct, special, indirect or consequential damages, or any other damages of any kind, including but not limited to loss of use, loss of profits, or loss of data, whether in an action in contract, tort (including but not limited to negligence), or otherwise, arising out of or in any way connected with the use of this information. While the RMAA takes great care in compiling the contents of this page, it is nevertheless only meant to provide non-binding general information and cannot replace detailed individual advice to help the prospective buyer make his decision. The RMAA does not guarantee that the information on these pages is up-to-date, accurate and complete.