

# NATIONAL SOUTH AFRICAN PRICE INFORMATION FOR WEEK Week 27

Class	Units	Avg Mass	Avg Purch Price	Avg Selling Price	Selling min	Selling max
<b>CATTLE</b>						
A2	10398	266,68	<b>46,24</b>	<b>46,32</b>	44,15	47,49
A3	1385	282,79	<b>46,63</b>	<b>46,40</b>	44,59	48,32
AB2	790	262,71	<b>45,09</b>	<b>45,71</b>	42,31	47,06
AB3	124	284,80	<b>45,48</b>	<b>45,15</b>	43,13	46,69
B2	491	253,00	<b>41,27</b>	<b>42,65</b>	34,72	48,00
B3	97	272,42	<b>42,41</b>	<b>42,65</b>	37,39	45,45
C2	1205	253,87	<b>40,60</b>	<b>40,63</b>	37,53	43,90
C3	382	293,85	<b>40,91</b>	<b>40,62</b>	37,04	41,70
14 872						

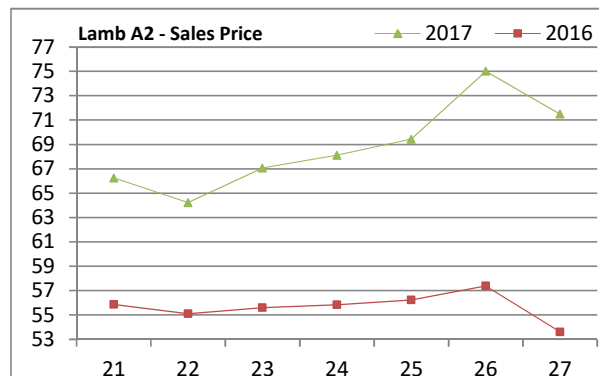
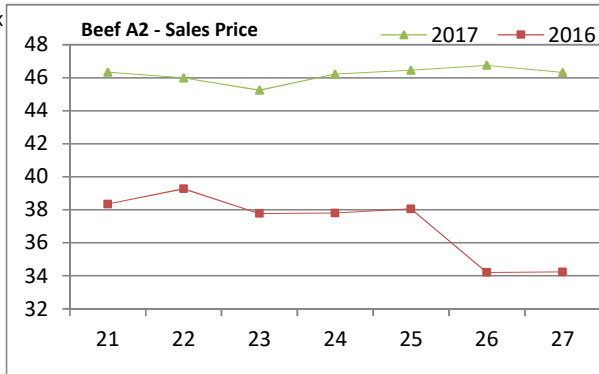
## LAMB/SHEEP

A0	151	13,03	<b>63,76</b>	<b>64,17</b>	55,24	68,00
A1	1246	15,55	<b>74,63</b>	<b>72,98</b>	62,12	77,96
A2	9053	20,67	<b>75,52</b>	<b>71,50</b>	65,65	78,46
A3	1169	23,36	<b>75,37</b>	<b>68,84</b>	65,47	77,26
A4	256	23,46	<b>66,10</b>	<b>60,72</b>	57,40	69,49
A5	37	22,69	<b>56,04</b>	<b>54,31</b>	48,73	64,57
A6	52	23,86	<b>61,64</b>	<b>56,83</b>	49,26	66,00
AB2	179	21,97	<b>66,18</b>	<b>65,18</b>	54,81	69,36
AB3	25	26,07	<b>62,26</b>	<b>61,35</b>	51,39	68,50
B2	370	24,47	<b>60,66</b>	<b>61,12</b>	53,53	68,00
B3	63	27,53	<b>56,80</b>	<b>57,03</b>	49,86	63,53
C2	1120	24,75	<b>53,57</b>	<b>55,00</b>	48,68	60,08
C3	238	28,25	<b>54,46</b>	<b>54,29</b>	47,82	60,49
13 959						

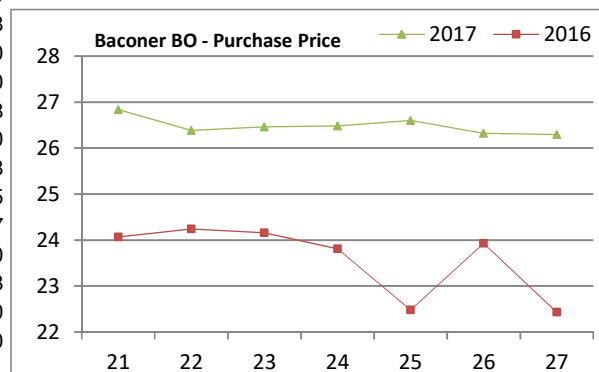
## PIGS

Class	Units	Avg Mass	Avg Purch Price	Purch Min	Purch Max
PP	1835	54,28	<b>25,83</b>	24,35	28,10
PO	134	54,27	<b>26,15</b>	25,18	27,26
PR	21	51,06	<b>25,17</b>	22,37	27,75
PC	4	45,88	<b>22,48</b>	20,00	24,50
PU	2	46,25	<b>28,00</b>	28,00	28,00
PS	5	178,76	<b>17,00</b>	17,00	17,00
CP	1090	61,62	<b>26,91</b>	26,06	28,49
CO	141	63,12	<b>26,51</b>	26,10	26,96
CR	57	61,20	<b>26,42</b>	25,58	26,50
CC	12	63,19	<b>26,05</b>	20,50	26,50
CU	1	62,47	<b>20,07</b>	20,07	20,07
CS	1	57,30	<b>26,50</b>	26,50	26,50
BP	6078	73,74	<b>26,36</b>	24,42	28,19
BO	1687	76,63	<b>26,30</b>	25,35	27,48
BR	155	77,42	<b>25,26</b>	23,74	26,50
BC	13	73,34	<b>23,69</b>	20,70	26,50
BU	1	79,73	<b>19,88</b>	19,88	19,88
BS	3	89,36	<b>20,28</b>	15,88	22,00
HP	4154	86,09	<b>25,65</b>	24,48	26,18
HO	5208	87,47	<b>25,70</b>	24,50	27,05
HR	901	89,30	<b>25,04</b>	24,29	26,07
HC	78	90,07	<b>21,40</b>	20,59	24,20
HU	10	88,42	<b>20,20</b>	19,66	24,08
HS	12	95,90	<b>20,24</b>	16,94	26,50
SAU	666	141,32	<b>19,47</b>	16,32	24,60
SAB	203	104,20	<b>23,75</b>	21,48	24,41
22 472					

From 2017/07/03 To 2017/07/09



Hide	Feedlot	15,07
	Veldt	15,12
Dorper	ea	44,44
Merino	ea	114,58



THIS INFORMATION IS PROTECTED AGAINST COPYING OR DISTRIBUTION WITHOUT PRIOR PERMISSION FROM THE RMAA BOARD.

FOR ENQUIRIES, PLEASE CONTACT RMAA AT TEL (012) 349 1237/8 or [priceinformation@rmaa.co.za](mailto:priceinformation@rmaa.co.za)

Disclaimer: In no event shall the RMAA be liable for any direct, special, indirect or consequential damages, or any other damages of any kind, including but not limited to loss of use, loss of profits, or loss of data, whether in an action in contract, tort (including but not limited to negligence), or otherwise, arising out of or in any way connected with the use of this information. While the RMAA takes great care in compiling the contents of this page, it is nevertheless only meant to provide non-binding general information and cannot replace detailed individual advice to help the prospective buyer make his decision. The RMAA does not guarantee that the information on these pages is up-to-date, accurate and complete.