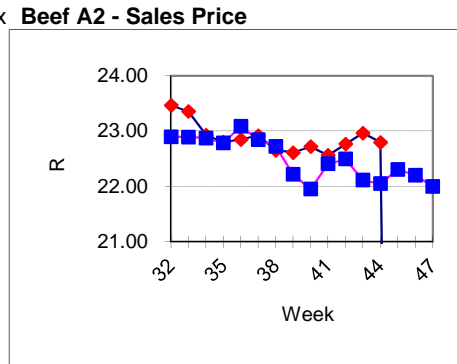


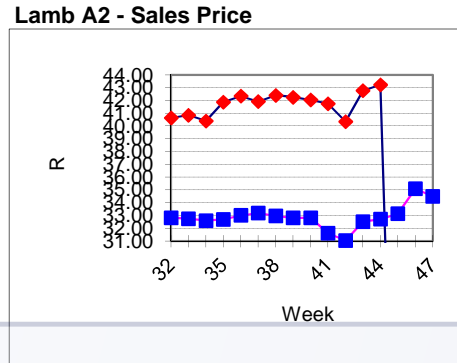
NATIONAL SOUTH AFRICAN PRICE INFORMATION FOR WEEK 44

From 2010/11/01 To 2010/11/07

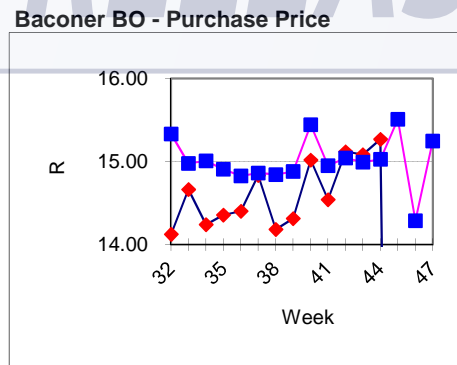
Class	Units	Avg Mass	Avg Purch Price	Avg Selling Price	Selling min	Selling max
CATTLE						
A2	7918	252.6	22.05	22.80	21.71	24.70
A3	1499	263.3	21.94	22.80	20.88	24.70
AB2	460	272.2	21.25	21.86	20.42	24.00
AB3	169	260.3	21.44	21.93	21.13	24.00
B2	326	282.9	20.38	21.28	17.00	23.00
B3	146	300.8	20.55	21.38	17.00	23.00
C2	687	255.3	19.56	19.87	18.90	20.95
C3	200	290.0	19.33	19.85	18.90	20.95
11 405						



LAMB/SHEEP						
A0	170	12.1	30.32	34.06	29.00	40.00
A1	1007	13.7	40.13	41.74	36.70	43.02
A2	9430	18.1	41.44	43.25	39.10	46.00
A3	1633	21.0	41.03	41.74	37.85	46.00
A4	182	21.2	38.93	37.30	34.73	46.00
A5	43	20.4	33.30	33.68	32.58	39.00
A6	103	19.6	31.18	31.61	30.89	36.51
AB2	516	18.7	36.12	37.77	25.75	45.00
AB3	50	23.9	33.61	37.93	36.01	40.00
B2	395	21.4	34.80	36.25	32.00	38.57
B3	68	26.8	32.46	32.13	20.34	37.28
C2	2348	23.2	32.34	32.80	29.56	33.41
C3	487	25.6	33.00	32.65	29.56	33.33
16 432						



PIGS						
			Avg Purch Price	Purch Min	Purch Max	
BC	101	76.8	11.48	7.00	13.80	
BO	3806	77.5	15.27	14.30	16.20	
BP	4890	74.8	15.38	14.50	16.20	
BR	691	77.3	14.62	13.00	15.03	
BS	22	121.7	9.72	7.00	11.00	
BU	19	75.6	11.05	7.00	12.04	
PC	9	45.5	10.63	6.15	14.20	
PO	155	49.0	16.18	15.50	17.10	
PP	804	50.4	16.31	15.50	17.10	
PR	19	49.6	14.28	13.00	15.40	
SAS	130	162.9	9.96	8.00	13.00	
10 646						



Differentiation between SA National Sheep prices with the inclusion of Namibian Sheep prices is as follows.

Hide	Feedlot	7.19	Difference				
Veldt	7.08	incl. Namibian Lamb/Sheep		Difference			
Dorper	ea	31.25	Grade	Purch	Selling	Purch	Selling
Merino	ea	27.67	A2	40.41	42.75	-1.026	-0.4999
			A3	40.41	42.75	-0.478	-0.2418
			B2	34.80	36.25	0	0
			C2	32.34	32.80	-0.278	-0.0872

-----◆----- Year: 2010
 -----■----- Year: 2009

Only abattoirs whose prices we received in time for this report, are stated as contributors:

AD Abrahames, Ambelside Meats, Austin Evans, Bloemfontein, Bremen Meats, De Aar , Enterprise Food, Eshowe, George, Karoo Lam, Klerksd LAW , Malmesbury, Marico Meats, Meat to Market, Ramburg, RTV, Saamstaan, Sparta OKK, Stella , Upington, Vencor Holdings, Vereeniging, Vryburg,

THIS INFORMATION IS PROTECTED AGAINST COPYING OR DISTRIBUTION WITHOUT PRIOR PERMISSION FROM THE RMAA BOARD.

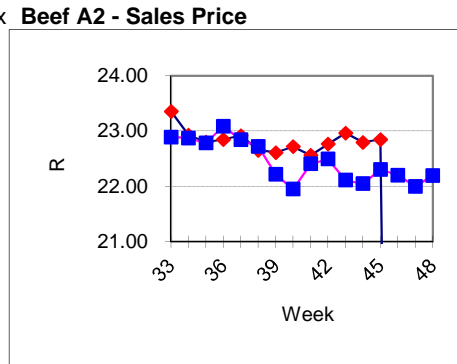
FOR ENQUIRIES, PLEASE CONTACT RMAA AT TEL (012) 349 1237/8 or priceinformation@rmaa.co.za

Disclaimer: In no event shall the RMAA be liable for any direct, special, indirect or consequential damages, or any other damages of any kind, including but not limited to loss of use, loss of profits, or loss of data, whether in an action in contract, tort (including but not limited to negligence), or otherwise, arising out of or in any way connected with the use of this information. While the RMAA takes great care in compiling the contents of this page, it is nevertheless only meant to provide non-binding general information and cannot replace detailed individual advice to help the prospective buyer make his decision. The RMAA does not guarantee that the information on these pages is up-to-date, accurate and complete.

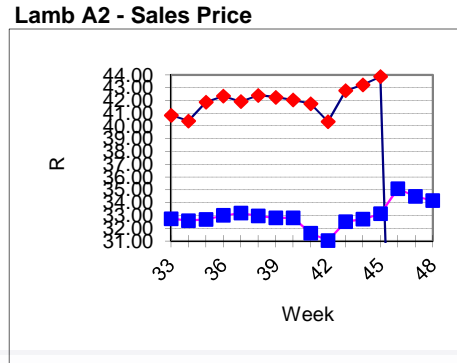
NATIONAL SOUTH AFRICAN PRICE INFORMATION FOR WEEK 45

From 2010/11/08 To 2010/11/14

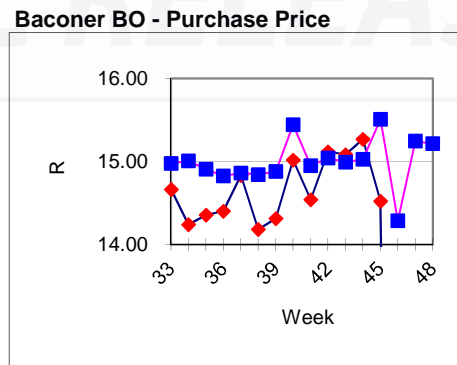
Class	Units	Avg Mass	Avg Purch Price	Avg Selling Price	Selling min	Selling max
CATTLE						
A2	8623	253.0	22.47	22.85	20.87	24.90
A3	1473	266.8	22.70	22.91	22.20	24.70
AB2	505	271.2	21.24	22.15	21.50	27.00
AB3	154	266.2	21.53	21.87	21.02	24.00
B2	374	277.9	20.37	21.38	19.52	22.80
B3	137	297.7	20.61	21.49	19.30	22.20
C2	591	256.1	19.53	20.06	19.20	22.00
C3	176	251.2	20.02	20.07	19.20	22.00
12 033						



Class	Units	Avg Mass	Avg Purch Price	Avg Selling Price	Selling min	Selling max
LAMB/SHEEP						
A0	145	12.3	29.33	36.33	33.00	39.00
A1	789	14.0	41.23	42.36	41.31	44.00
A2	6015	17.7	42.50	43.88	41.97	44.91
A3	1302	20.4	41.83	42.39	33.47	44.19
A4	227	23.5	38.33	39.02	22.20	40.38
A5	38	23.5	34.49	36.71	34.26	38.03
A6	76	21.8	33.90	34.16	31.95	38.03
AB2	260	19.5	35.82	38.36	34.93	39.68
AB3	35	22.8	34.59	37.07	34.89	40.00
B2	353	20.7	35.68	38.90	33.00	39.63
B3	37	26.3	32.19	34.78	33.00	40.00
C2	1887	23.0	32.79	33.77	31.77	34.52
C3	228	25.5	32.60	32.98	31.70	34.60
11 392						



Class	Units	Avg Mass	Avg Purch Price	Purch Min	Purch Max
PIGS					
BC	107	77.6	9.60	7.00	13.80
BO	3672	77.8	14.52	13.98	16.20
BP	3819	72.5	14.94	14.25	16.22
BR	736	80.2	13.42	12.68	15.30
BS	76	79.7	9.09	7.00	10.60
BU	30	76.1	9.03	6.93	11.51
PC	29	55.1	15.13	6.15	15.95
PO	209	51.9	15.74	14.25	17.10
PP	1042	50.6	15.95	14.25	17.10
PR	29	62.9	13.86	11.65	15.40
SAS	165	163.6	9.54	6.66	11.50
9 914					



Differentiation between SA National Sheep prices with the

Hide Feedlot 7.17 inclusion of Namibian Sheep prices is as follows.

Class	Units	Avg Mass	Grade	Purch	Selling	Purch	Selling
Hide	Feedlot	7.17					
	Veldt	7.03					
Dorper	ea	31.50					
Merino	ea	28.71					
			A2	40.76	43.01	-1.74	-0.87
			A3	41.12	42.00	-0.71	-0.39
			B2	35.68	38.90	0	0
			C2	32.79	33.77	0	0

-----◆----- Year: 2010

-----■----- Year: 2009

Only abattoirs whose prices we received in time for this report, are stated as contributors:

Ambelside Meats, Austin Evans, Bloemfontein, Bremen Meats, De Aar , Eshowe, Eskort, George, Huntersvlei, Karoo Lam, Klerksdorp, LAW , Lentaba, Malmesbury, Marico Meats, Meat to Market, Ramburg, RTV, Saamstaan, Sparta OKK, Stella , Upington, Vencor Holdings, Vereeniging, Vryburg,

THIS INFORMATION IS PROTECTED AGAINST COPYING OR DISTRIBUTION WITHOUT PRIOR PERMISSION FROM THE RMAA BOARD.

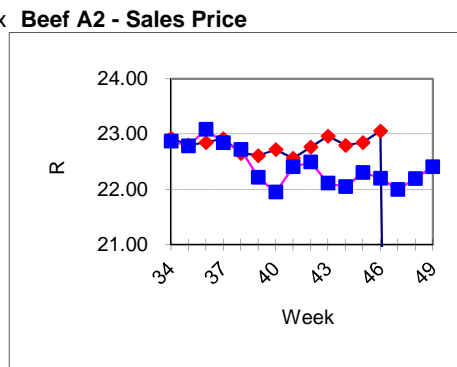
FOR ENQUIRIES, PLEASE CONTACT RMAA AT TEL (012) 349 1237/8 or priceinformation@rmaa.co.za

Disclaimer: In no event shall the RMAA be liable for any direct, special, indirect or consequential damages, or any other damages of any kind, including but not limited to loss of use, loss of profits, or loss of data, whether in an action in contract, tort (including but not limited to negligence), or otherwise, arising out of or in any way connected with the use of this information. While the RMAA takes great care in compiling the contents of this page, it is nevertheless only meant to provide non-binding general information and cannot replace detailed individual advice to help the prospective buyer make his decision. The RMAA does not guarantee that the information on these pages is up-to-date, accurate and complete.

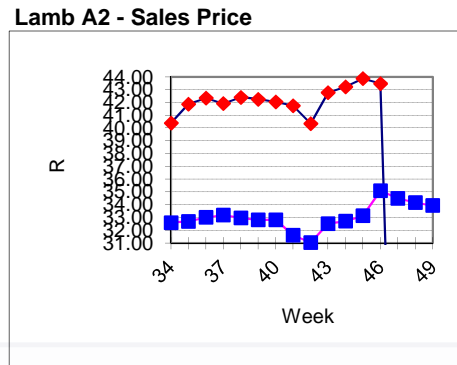
NATIONAL SOUTH AFRICAN PRICE INFORMATION FOR WEEK 46

From 2010/11/15 To 2010/11/21

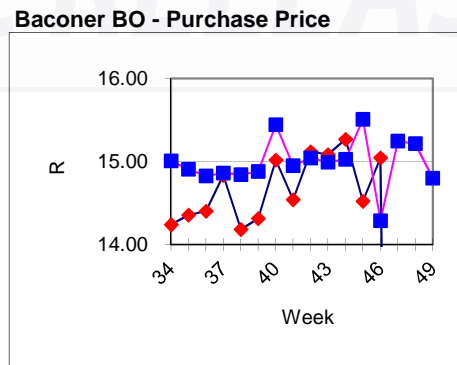
Class	Units	Avg Mass	Avg Purch Price	Avg Selling Price	Selling min	Selling max
CATTLE						
A2	6134	251.2	22.63	23.05	22.30	24.70
A3	1167	260.6	22.89	23.19	22.50	24.70
AB2	303	272.2	21.52	22.00	21.14	24.00
AB3	111	250.1	21.68	22.03	21.56	22.83
B2	207	268.9	20.59	21.11	18.40	22.20
B3	89	298.0	20.75	21.55	19.30	22.20
C2	482	250.3	19.75	20.02	19.41	20.57
C3	175	291.9	19.08	20.12	19.41	20.84
	8 668					



Class	Units	Avg Mass	Avg Purch Price	Avg Selling Price	Selling min	Selling max
LAMB/SHEEP						
A0	242	11.9	33.26	35.45	31.86	36.82
A1	1042	13.9	41.85	42.73	42.00	44.19
A2	10054	16.8	43.69	43.50	42.34	45.00
A3	1654	19.7	43.27	43.91	43.00	45.00
A4	244	20.5	38.37	39.42	36.85	45.00
A5	50	20.2	33.43	35.21	32.04	37.49
A6	86	18.5	31.99	33.46	31.81	37.49
AB2	409	18.8	37.19	38.96	37.10	44.00
AB3	29	21.4	36.19	38.07	37.08	38.97
B2	307	22.7	36.91	38.36	32.08	39.87
B3	49	26.2	38.04	37.67	32.08	38.50
C2	2684	22.6	33.18	33.94	33.00	34.58
C3	412	25.5	33.05	33.71	33.57	34.85
	17 262					



Class	Units	Avg Mass	Avg Purch Price	Purch Min	Purch Max
PIGS					
BC	88	76.2	12.77	8.10	13.80
BO	5210	77.1	15.05	14.03	16.20
BP	5373	74.7	15.27	14.23	16.20
BR	1028	80.7	14.22	12.47	15.29
BS	7	89.0	8.84	4.55	11.00
BU	33	77.1	9.80	6.93	12.04
PC	3	42.1	8.94	6.21	14.20
PO	142	52.5	15.90	14.25	17.10
PP	727	52.0	15.95	14.25	17.10
PR	14	54.2	13.72	11.65	15.40
SAS	106	163.2	10.06	9.50	11.50
	12 731				



Differentiation between SA National Sheep prices with the inclusion of Namibian Sheep prices is as follows.

Hide	Feedlot	8.17	Difference				
Veldt	8.17	incl. Namibian Lamb/Sheep					
Dorper	ea	32.13	Grade	Purch	Selling	Purch	Selling
Merino	ea	24.25	A2	42.35	42.96	-1.34	-0.54
			A3	42.51	43.41	-0.76	-0.50
			B2	36.91	38.36	0.00	0.00
			C2	33.18	33.94	0.00	0.00

-----◆----- Year: 2010
 -----■----- Year: 2009

Only abattoirs whose prices we received in time for this report, are stated as contributors:

AD Abrahames, Ambelside Meats, Bremen Meats, De Aar , Enterprise Food, Eshowe, Eskort, George, Karoo Lam, Klerksdorp, LAW , Malmesbury, Marico Meats, Meat to Market, Ramburg, RTV, Saamstaan, Sparta OKK, Upington, Vereeniging, Vryburg,

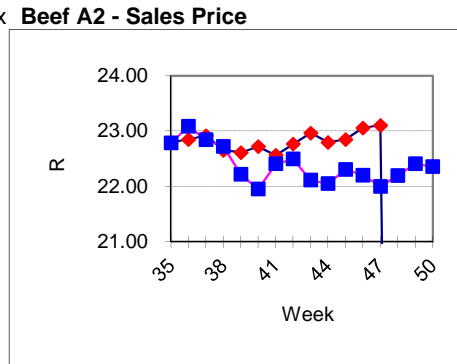
**THIS INFORMATION IS PROTECTED AGAINST COPYING OR DISTRIBUTION WITHOUT PRIOR PERMISSION FROM THE RMAA BOARD.
 FOR ENQUIRIES, PLEASE CONTACT RMAA AT TEL (012) 349 1237/8 or priceinformation@rmaa.co.za**

Disclaimer: In no event shall the RMAA be liable for any direct, special, indirect or consequential damages, or any other damages of any kind, including but not limited to loss of use, loss of profits, or loss of data, whether in an action in contract, tort (including but not limited to negligence), or otherwise, arising out of or in any way connected with the use of this information. While the RMAA takes great care in compiling the contents of this page, it is nevertheless only meant to provide non-binding general information and cannot replace detailed individual advice to help the prospective buyer make his decision. The RMAA does not guarantee that the information on these pages is up-to-date, accurate and complete.

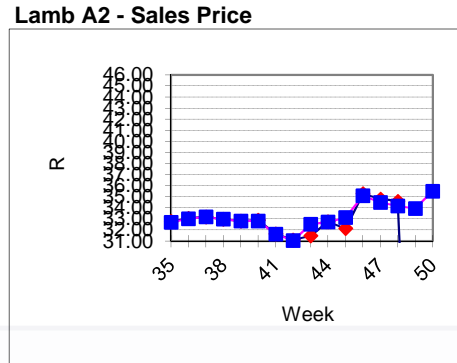
NATIONAL SOUTH AFRICAN PRICE INFORMATION FOR WEEK 47

From 2010/11/22 To 2010/11/28

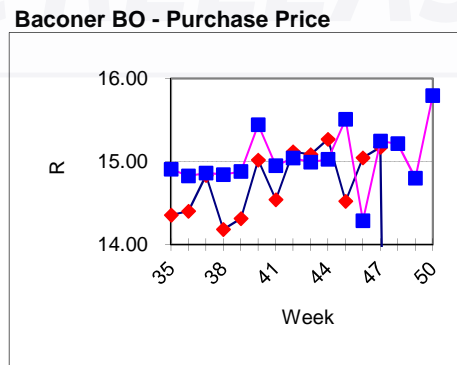
Class	Units	Avg Mass	Avg Purch Price	Avg Selling Price	Selling min	Selling max
CATTLE						
A2	7222	243.2	22.77	23.10	19.49	25.00
A3	1135	258.3	23.06	23.23	21.72	25.00
AB2	408	252.7	21.86	22.00	21.13	24.00
AB3	94	257.3	22.58	22.74	21.21	24.00
B2	281	258.0	21.05	21.60	18.00	23.00
B3	81	277.3	21.91	22.01	18.00	23.00
C2	498	457.1	21.12	21.13	19.73	22.00
C3	172	280.5	20.64	20.93	19.73	22.00
	9 891					



Class	Units	Avg Mass	Avg Purch Price	Avg Selling Price	Selling min	Selling max
LAMB/SHEEP						
A0	284	12.0	32.53	36.05	30.85	36.96
A1	995	13.9	41.87	43.47	30.00	44.62
A2	12913	17.3	44.07	45.14	41.42	45.76
A3	2724	20.4	43.58	44.12	42.24	45.70
A4	422	21.1	40.47	41.16	37.65	44.64
A5	61	20.1	35.02	36.63	34.21	40.00
A6	224	22.5	36.02	35.97	31.95	43.10
AB2	643	18.6	38.16	41.16	36.28	41.93
AB3	68	20.4	36.83	39.21	35.38	40.30
B2	426	22.0	36.62	40.10	35.39	41.02
B3	43	26.4	35.86	39.69	37.58	40.19
C2	2434	22.4	33.48	34.52	31.74	36.16
C3	339	25.0	30.44	31.97	26.32	34.96
	21 576					



Class	Units	Avg Mass	Avg Purch Price	Purch Min	Purch Max
PIGS					
BC	187	76.8	12.79	8.10	13.80
BO	4642	76.5	15.18	14.03	16.50
BP	6172	59.6	15.52	14.23	16.50
BR	927	80.2	14.21	10.45	15.30
BS	8	89.2	9.20	4.55	11.30
BU	40	75.2	9.30	6.93	12.14
PC	2	41.6	6.21	6.21	6.21
PO	157	54.0	15.54	14.25	17.10
PP	888	51.8	15.86	14.25	17.10
PR	10	51.3	12.95	11.65	13.83
SAS	153	164.8	9.82	6.66	11.50
	13 186				



No Namibia price information for this week.

◆ Year: 2010

■ Year: 2009

Only abattoirs whose prices we received in time for this report, are stated as contributors:

AD Abrahames, Ambelside Meats, Austin Evans, Beefmaster , Bremen Meats, De Aar , Enterprise Food, Eshowe, Eskort, George, Huntersvlei, Karoo Lam, LAW , Malmesbury, Marico Meats, Meat to Market, Ramburg, RTV, Saamstaan, Sparta OKK, Stella , Upington, Vencor Holdings, Vereeniging,

THIS INFORMATION IS PROTECTED AGAINST COPYING OR DISTRIBUTION WITHOUT PRIOR PERMISSION FROM THE RMAA BOARD.

FOR ENQUIRIES, PLEASE CONTACT RMAA AT TEL (012) 349 1237/8 or priceinformation@rmaa.co.za

Disclaimer: In no event shall the RMAA be liable for any direct, special, indirect or consequential damages, or any other damages of any kind, including but not limited to loss of use, loss of profits, or loss of data, whether in an action in contract, tort (including but not limited to negligence), or otherwise, arising out of or in any way connected with the use of this information. While the RMAA takes great care in compiling the contents of this page, it is nevertheless only meant to provide non-binding general information and cannot replace detailed individual advice to help the prospective buyer make his decision. The RMAA does not guarantee that the information on these pages is up-to-date, accurate and complete.