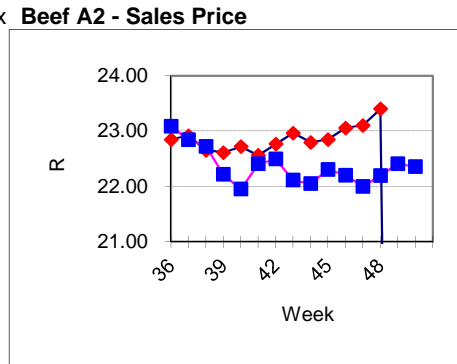


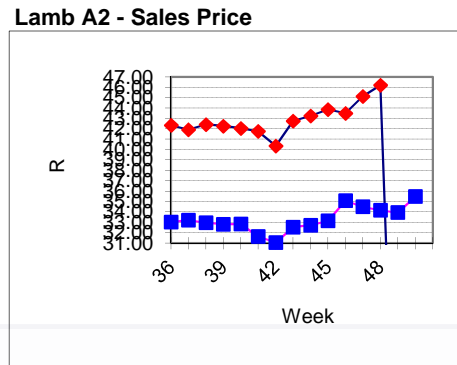
# NATIONAL SOUTH AFRICAN PRICE INFORMATION FOR WEEK 48

From 2010/11/29 To 2010/12/05

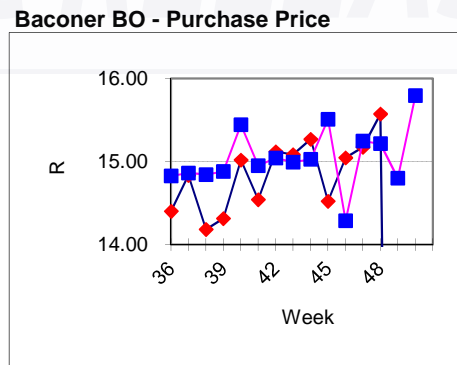
| Class         | Units | Avg Mass | Avg Purch Price | Avg Selling Price | Selling min | Selling max |
|---------------|-------|----------|-----------------|-------------------|-------------|-------------|
| <b>CATTLE</b> |       |          |                 |                   |             |             |
| A2            | 8908  | 255.4    | 23.43           | 23.40             | 20.18       | 25.50       |
| A3            | 1737  | 269.5    | 23.58           | 23.70             | 20.99       | 25.50       |
| AB2           | 405   | 262.9    | 22.51           | 22.33             | 17.41       | 25.00       |
| AB3           | 140   | 264.3    | 21.95           | 21.47             | 17.41       | 24.50       |
| B2            | 274   | 262.3    | 21.57           | 22.16             | 20.71       | 23.00       |
| B3            | 143   | 275.1    | 21.12           | 22.07             | 19.30       | 23.00       |
| C2            | 591   | 429.7    | 21.30           | 21.79             | 19.80       | 22.06       |
| C3            | 273   | 272.9    | 20.72           | 21.78             | 19.80       | 22.18       |
| 12 471        |       |          |                 |                   |             |             |



| Class             | Units | Avg Mass | Avg Purch Price | Avg Selling Price | Selling min | Selling max |
|-------------------|-------|----------|-----------------|-------------------|-------------|-------------|
| <b>LAMB/SHEEP</b> |       |          |                 |                   |             |             |
| A0                | 220   | 17.0     | 37.61           | 38.54             | 27.00       | 39.78       |
| A1                | 1244  | 13.4     | 45.77           | 46.68             | 40.00       | 48.24       |
| A2                | 12545 | 17.3     | 45.49           | 46.22             | 42.53       | 51.00       |
| A3                | 2170  | 21.7     | 45.13           | 45.57             | 44.33       | 51.00       |
| A4                | 196   | 21.2     | 40.84           | 41.47             | 38.79       | 46.13       |
| A5                | 64    | 19.1     | 35.66           | 35.62             | 34.40       | 37.00       |
| A6                | 147   | 20.6     | 33.86           | 35.39             | 32.31       | 37.00       |
| AB2               | 291   | 18.1     | 34.73           | 37.43             | 31.16       | 42.94       |
| AB3               | 35    | 21.6     | 36.88           | 39.82             | 38.27       | 42.94       |
| B2                | 294   | 20.9     | 38.08           | 40.24             | 34.00       | 41.94       |
| B3                | 21    | 25.1     | 35.01           | 37.05             | 34.00       | 40.56       |
| C2                | 2410  | 22.7     | 34.73           | 35.87             | 32.23       | 36.56       |
| C3                | 404   | 25.5     | 35.45           | 36.14             | 32.00       | 36.56       |
| 20 041            |       |          |                 |                   |             |             |



| Class       | Units | Avg Mass | Avg Purch Price | Purch Min | Purch Max |
|-------------|-------|----------|-----------------|-----------|-----------|
| <b>PIGS</b> |       |          |                 |           |           |
| BC          | 213   | 76.3     | 12.93           | 12.00     | 16.12     |
| BO          | 3867  | 75.7     | 15.58           | 14.60     | 17.45     |
| BP          | 5970  | 57.7     | 15.91           | 13.57     | 16.50     |
| BR          | 713   | 77.9     | 15.02           | 10.45     | 16.64     |
| BS          | 8     | 87.9     | 10.74           | 9.69      | 11.30     |
| BU          | 35    | 74.1     | 10.11           | 8.80      | 12.36     |
| PC          | 2     | 49.8     | 16.00           | 16.00     | 16.00     |
| PO          | 172   | 53.3     | 15.70           | 14.25     | 17.10     |
| PP          | 945   | 52.3     | 15.94           | 14.25     | 17.10     |
| PR          | 19    | 49.9     | 15.28           | 11.65     | 17.45     |
| SAS         | 71    | 147.3    | 9.10            | 7.90      | 13.84     |
| 12 015      |       |          |                 |           |           |



Hide Feedlot 6.94 **Differentiation between SA National Sheep prices with the inclusion of Namibian Sheep prices is as follows.**

| Class      | Units | Avg Mass | Grade     | Purch | Selling | Purch | Selling |
|------------|-------|----------|-----------|-------|---------|-------|---------|
| Hide Veldt |       | 6.94     |           |       |         |       |         |
| Dorper ea  | 33.08 |          |           |       |         |       |         |
| Merino ea  | 27.00 |          |           |       |         |       |         |
|            |       |          | <b>A2</b> | 26.10 | 27.70   | -1.54 | -0.59   |
|            |       |          | <b>A3</b> | 24.10 | 27.13   | -2.63 | -0.51   |
|            |       |          | <b>B2</b> | 24.16 | 25.28   | -0.31 | -0.19   |
|            |       |          | <b>C2</b> | 18.90 | 20.40   | -1.16 | -0.70   |

-----◆----- Year: 2010  
 -----■----- Year: 2009

Only abattoirs whose prices we received in time for this report, are stated as contributors:

AD Abrahames, Ambelside Meats, Austin Evans, Bremen Meats, De Aar , Enterprise Food, Eshowe, Eskort, George, Huntersvlei, Karoo Lam, Klerksdorp, LAW , Malmesbury, Marico Meats, Meat to Market, Ramburg, Saamstaan, Sparta OKK, Stella , Upington, Vencor Holdings, Vereeniging, Vryburg,

**THIS INFORMATION IS PROTECTED AGAINST COPYING OR DISTRIBUTION WITHOUT PRIOR PERMISSION FROM THE RMAA BOARD.**

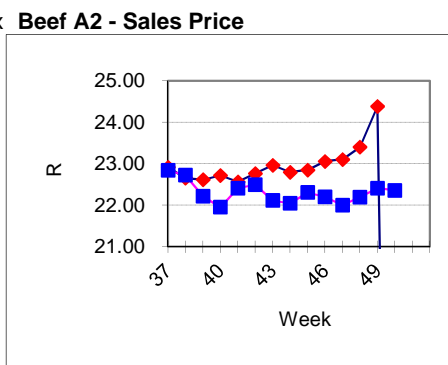
**FOR ENQUIRIES, PLEASE CONTACT RMAA AT TEL (012) 349 1237/8 or priceinformation@rmaa.co.za**

Disclaimer: In no event shall the RMAA be liable for any direct, special, indirect or consequential damages, or any other damages of any kind, including but not limited to loss of use, loss of profits, or loss of data, whether in an action in contract, tort (including but not limited to negligence), or otherwise, arising out of or in any way connected with the use of this information. While the RMAA takes great care in compiling the contents of this page, it is nevertheless only meant to provide non-binding general information and cannot replace detailed individual advice to help the prospective buyer make his decision. The RMAA does not guarantee that the information on these pages is up-to-date, accurate and complete.

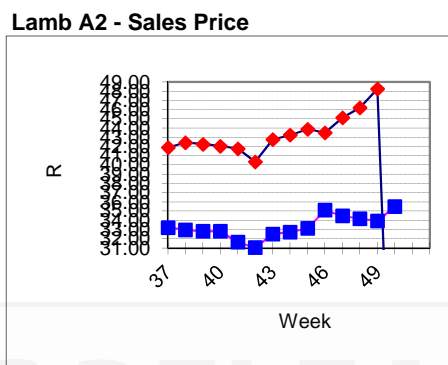
# NATIONAL SOUTH AFRICAN PRICE INFORMATION FOR WEEK 49

From 2010/12/06 To 2010/12/12

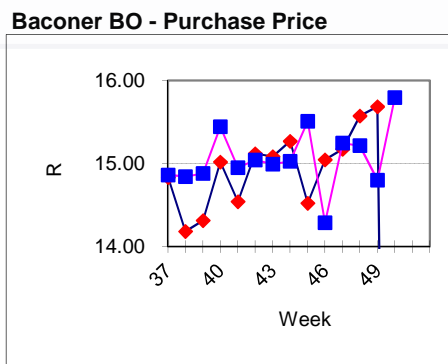
| Class         | Units | Avg Mass | Avg Purch Price | Avg Selling Price | Selling min | Selling max |
|---------------|-------|----------|-----------------|-------------------|-------------|-------------|
| <b>CATTLE</b> |       |          |                 |                   |             |             |
| A2            | 8355  | 251.9    | <b>24.36</b>    | <b>24.38</b>      | 19.51       | 26.50       |
| A3            | 1066  | 252.6    | <b>24.50</b>    | <b>24.31</b>      | 20.10       | 26.50       |
| AB2           | 540   | 266.3    | <b>22.95</b>    | <b>23.18</b>      | 21.32       | 26.00       |
| AB3           | 99    | 271.3    | <b>23.41</b>    | <b>23.28</b>      | 22.50       | 24.00       |
| B2            | 299   | 273.1    | <b>21.07</b>    | <b>21.88</b>      | 19.68       | 23.71       |
| B3            | 84    | 270.2    | <b>22.12</b>    | <b>22.74</b>      | 21.56       | 24.02       |
| C2            | 434   | 493.1    | <b>21.54</b>    | <b>21.68</b>      | 19.77       | 23.01       |
| C3            | 123   | 369.7    | <b>20.65</b>    | <b>20.96</b>      | 18.86       | 23.10       |
| 11 000        |       |          |                 |                   |             |             |



| Class             | Units | Avg Mass | Avg Purch Price | Avg Selling Price | Selling min | Selling max |
|-------------------|-------|----------|-----------------|-------------------|-------------|-------------|
| <b>LAMB/SHEEP</b> |       |          |                 |                   |             |             |
| A0                | 359   | 123.1    | <b>36.38</b>    | <b>36.66</b>      | 32.54       | 42.95       |
| A1                | 2053  | 13.9     | <b>43.96</b>    | <b>47.63</b>      | 42.91       | 49.17       |
| A2                | 15751 | 16.8     | <b>45.67</b>    | <b>48.26</b>      | 41.69       | 51.72       |
| A3                | 2293  | 19.5     | <b>46.35</b>    | <b>44.63</b>      | 19.00       | 50.15       |
| A4                | 250   | 20.8     | <b>42.55</b>    | <b>42.31</b>      | 36.20       | 47.18       |
| A5                | 86    | 20.3     | <b>36.80</b>    | <b>37.70</b>      | 35.28       | 42.00       |
| A6                | 148   | 21.8     | <b>36.14</b>    | <b>37.91</b>      | 34.16       | 41.58       |
| AB2               | 461   | 18.7     | <b>39.91</b>    | <b>42.25</b>      | 28.00       | 44.23       |
| AB3               | 117   | 28.7     | <b>41.09</b>    | <b>42.52</b>      | 38.50       | 43.43       |
| B2                | 956   | 21.1     | <b>40.04</b>    | <b>44.93</b>      | 34.26       | 46.83       |
| B3                | 38    | 25.0     | <b>38.48</b>    | <b>38.26</b>      | 34.65       | 41.49       |
| C2                | 3079  | 22.5     | <b>35.29</b>    | <b>37.44</b>      | 35.30       | 38.33       |
| C3                | 319   | 25.3     | <b>36.47</b>    | <b>37.18</b>      | 35.15       | 38.26       |
| 25 910            |       |          |                 |                   |             |             |



| Class       | Units | Avg Mass | Avg Purch Price | Purch Min | Purch Max |
|-------------|-------|----------|-----------------|-----------|-----------|
| <b>PIGS</b> |       |          |                 |           |           |
| BC          | 221   | 77.1     | <b>12.91</b>    | 12.00     | 14.40     |
| BO          | 3975  | 75.1     | <b>15.69</b>    | 14.85     | 17.00     |
| BP          | 6017  | 72.5     | <b>15.71</b>    | 14.85     | 17.00     |
| BR          | 691   | 77.5     | <b>15.21</b>    | 13.70     | 15.80     |
| BS          | 6     | 88.3     | <b>10.47</b>    | 10.10     | 10.95     |
| BU          | 14    | 74.9     | <b>11.16</b>    | 9.05      | 13.10     |
| PC          | 6     | 46.8     | <b>13.10</b>    | 13.10     | 13.10     |
| PO          | 145   | 56.3     | <b>15.58</b>    | 14.50     | 17.20     |
| PP          | 850   | 51.8     | <b>15.88</b>    | 14.50     | 17.20     |
| PR          | 17    | 54.3     | <b>13.52</b>    | 11.90     | 15.80     |
| SAS         | 38    | 158.6    | <b>8.78</b>     | 8.40      | 10.00     |
| 11 980      |       |          |                 |           |           |



**Differentiation between SA National Sheep prices with the**

**inclusion of Namibian Sheep prices is as follows.**

| Hide   | Feedlot | Grade | Purch     | Selling      | Purch        | Selling |
|--------|---------|-------|-----------|--------------|--------------|---------|
|        | Veldt   |       |           |              |              |         |
| Dorper | ea      | 33.08 | <b>A2</b> | <b>44.59</b> | <b>47.47</b> | -1.076  |
| Merino | ea      | 27.83 | <b>A3</b> | <b>45.52</b> | <b>44.19</b> | -0.831  |
|        |         |       | <b>B2</b> | <b>40.04</b> | <b>44.93</b> | 0       |
|        |         |       | <b>C2</b> | <b>35.29</b> | <b>37.44</b> | 0       |

-----◆----- Year: 2010

-----■----- Year: 2009

**Only abattoirs whose prices we received in time for this report, are stated as contributors:**

Ambelside Meats, Austin Evans, Bremen Meats, De Aar , Enterprise Food, Eshowe, Eskort, George, Huntersvlei, Karoo Lam, LAW , Malmesbury, Marico Meats, Ramburg, Saamstaan, Sparta OKK, Stella , Uppington, Vencor Holdings, Vereeniging, Vryburg,

**THIS INFORMATION IS PROTECTED AGAINST COPYING OR DISTRIBUTION WITHOUT PRIOR PERMISSION FROM THE RMAA BOARD.**

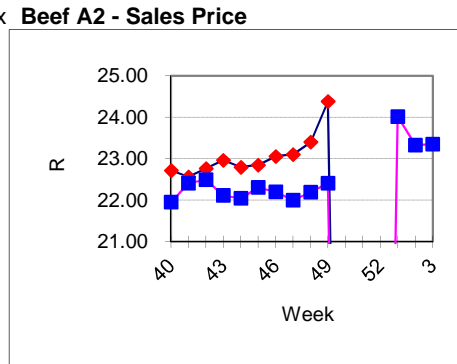
**FOR ENQUIRIES, PLEASE CONTACT RMAA AT TEL (012) 349 1237/8 or priceinformation@rmaa.co.za**

Disclaimer: In no event shall the RMAA be liable for any direct, special, indirect or consequential damages, or any other damages of any kind, including but not limited to loss of use, loss of profits, or loss of data, whether in an action in contract, tort (including but not limited to negligence), or otherwise, arising out of or in any way connected with the use of this information. While the RMAA takes great care in compiling the contents of this page, it is nevertheless only meant to provide non-binding general information and cannot replace detailed individual advice to help the prospective buyer make his decision. The RMAA does not guarantee that the information on these pages is up-to-date, accurate and complete.

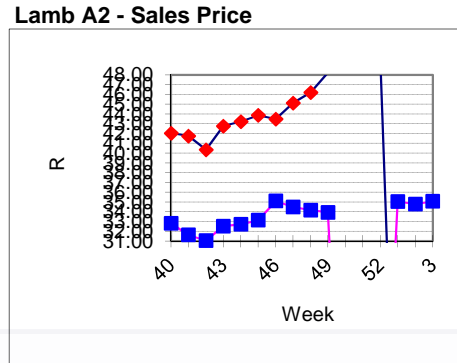
# NATIONAL SOUTH AFRICAN PRICE INFORMATION FOR WEEK 52

From 2010/12/27 To 2010/12/31

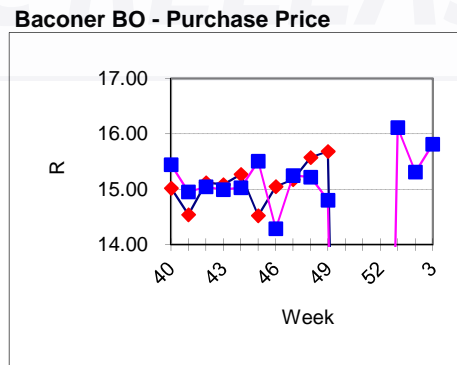
| Class         | Units  | Avg Mass | Avg Purch Price | Avg Selling Price | Selling min | Selling max |
|---------------|--------|----------|-----------------|-------------------|-------------|-------------|
| <b>CATTLE</b> |        |          |                 |                   |             |             |
| A2            | 8037   | 243.9    | <b>26.60</b>    | <b>27.02</b>      | 23.20       | 30.17       |
| A3            | 1111   | 257.7    | <b>26.32</b>    | <b>26.78</b>      | 23.20       | 28.58       |
| AB2           | 379    | 255.4    | <b>24.91</b>    | <b>24.52</b>      | 22.50       | 27.00       |
| AB3           | 111    | 267.5    | <b>24.56</b>    | <b>24.64</b>      | 24.00       | 27.25       |
| B2            | 203    | 263.0    | <b>22.64</b>    | <b>23.12</b>      | 21.00       | 25.00       |
| B3            | 76     | 262.2    | <b>22.87</b>    | <b>23.08</b>      | 21.62       | 24.10       |
| C2            | 274    | 633.8    | <b>21.76</b>    | <b>22.00</b>      | 19.58       | 23.41       |
| C3            | 119    | 265.0    | <b>21.72</b>    | <b>22.10</b>      | 20.10       | 23.26       |
|               | 10 310 |          |                 |                   |             |             |



| Class             | Units  | Avg Mass | Avg Purch Price | Avg Selling Price | Selling min | Selling max |
|-------------------|--------|----------|-----------------|-------------------|-------------|-------------|
| <b>LAMB/SHEEP</b> |        |          |                 |                   |             |             |
| A0                | 431    | 11.8     | <b>35.02</b>    | <b>34.24</b>      | 25.00       | 40.03       |
| A1                | 1728   | 12.9     | <b>45.90</b>    | <b>45.94</b>      | 43.79       | 50.19       |
| A2                | 16608  | 15.9     | <b>47.60</b>    | <b>49.51</b>      | 47.17       | 56.59       |
| A3                | 1799   | 19.2     | <b>47.15</b>    | <b>48.87</b>      | 39.76       | 53.88       |
| A4                | 230    | 20.5     | <b>41.73</b>    | <b>44.25</b>      | 39.42       | 51.63       |
| A5                | 45     | 20.9     | <b>36.89</b>    | <b>37.49</b>      | 35.88       | 42.50       |
| A6                | 75     | 20.1     | <b>35.87</b>    | <b>36.60</b>      | 35.94       | 42.00       |
| AB2               | 558    | 17.2     | <b>40.10</b>    | <b>42.67</b>      | 39.98       | 45.00       |
| AB3               | 36     | 20.5     | <b>55.47</b>    | <b>41.26</b>      | 40.05       | 43.00       |
| B2                | 479    | 20.0     | <b>39.61</b>    | <b>44.85</b>      | 38.02       | 47.16       |
| B3                | 27     | 25.2     | <b>37.72</b>    | <b>39.60</b>      | 38.00       | 43.40       |
| C2                | 2538   | 21.8     | <b>36.25</b>    | <b>37.40</b>      | 35.75       | 39.99       |
| C3                | 396    | 24.9     | <b>36.12</b>    | <b>36.88</b>      | 34.80       | 39.99       |
|                   | 24 950 |          |                 |                   |             |             |



| Class       | Units   | Avg Mass | Avg Purch Price | Purch Min | Purch Max |
|-------------|---------|----------|-----------------|-----------|-----------|
| <b>PIGS</b> |         |          |                 |           |           |
| BC          | 18      | 69.6     | <b>13.83</b>    | 12.00     | 14.40     |
| BO          | 632     | 73.2     | <b>16.57</b>    | 15.70     | 18.00     |
| BP          | 1137    | 69.5     | <b>16.17</b>    | 15.50     | 18.00     |
| BR          | 138     | 78.2     | <b>15.75</b>    | 15.20     | 17.00     |
| BS          | 5       | 88.6     | <b>10.06</b>    | 9.90      | 10.60     |
| BU          | 2       | 66.1     | <b>12.68</b>    | 12.30     | 13.10     |
| PC          | 6       | 46.8     | <b>13.10</b>    | 13.10     | 13.10     |
| PO          | 73      | 47.3     | <b>17.09</b>    | 16.98     | 17.20     |
| PP          | 687     | 49.0     | <b>16.79</b>    | 16.50     | 17.20     |
| PR          | 11      | 50.1     | <b>16.01</b>    | 15.97     | 16.50     |
| SAS         | 31      | 180.0    | <b>9.50</b>     | 8.67      | 10.30     |
|             | 2 740   |          |                 |           |           |
| Hide        | Feedlot | 7.56     |                 |           |           |
|             | Veldt   | 7.44     |                 |           |           |
| Dorper      | ea      | 33.08    |                 |           |           |
| Merino      | ea      | 27.83    |                 |           |           |



**NO NAMIBIA PRICE INFORMATION FOR THIS WEEK**



**Year: 2010**



**Year: 2009**

Only abattoirs whose prices we received in time for this report, are stated as contributors:

Ambelside Meats, Austin Evans, Bremen Meats, De Aar , Eshowe, George, Huntersvlei, Klerksdorp, LAW , Malmesbury, Meat to Market, Ramburg, Saamstaan, Sparta OKK, Stella , Upington, Vencor Holdings, Vereeniging,

**THIS INFORMATION IS PROTECTED AGAINST COPYING OR DISTRIBUTION WITHOUT PRIOR PERMISSION FROM THE RMAA BOARD.  
FOR ENQUIRIES, PLEASE CONTACT RMAA AT TEL (012) 349 1237/8 or priceinformation@rmaa.co.za**

Disclaimer: In no event shall the RMAA be liable for any direct, special, indirect or consequential damages, or any other damages of any kind, including but not limited to loss of use, loss of profits, or loss of data, whether in an action in contract, tort (including but not limited to negligence), or otherwise, arising out of or in any way connected with the use of this information. While the RMAA takes great care in compiling the contents of this page, it is nevertheless only meant to provide non-binding general information and cannot replace detailed individual advice to help the prospective buyer make his decision. The RMAA does not guarantee that the information on these pages is up-to-date, accurate and complete.